

















## Media Interface Plus – FAQs

### Is my vehicle compatible to use the Media Interface Plus?

- The Mercedes-Benz Media Interface will work on most vehicles that have the iPod® / MP3 Media Interface (factory option code 518) installed. Please see below matrix for further information whether your vehicle is eligible.

Mercedes-Benz Media Interface Plus Compatibility Matrix							
C-Class - W204 	MY09 All vehicles with Multimedia Package	MY10 All vehicles with Multimedia Package	MY11 All vehicles with Multimedia Package	GLK-Class - X204 	MY09 N/A	MY10 All vehicles with Multimedia Package	MY11 All vehicles with Multimedia Package
CLK-Class - A/C209 	MY09 N/A	MY10 N/A	MY11 N/A	E-Class - A/C207 	MY09 N/A	MY10 All vehicles with P01 and P02 Package	MY11 N/A
E-Class - W/S211 	MY09 All vehicles with P01 and P02 Package	MY10 N/A	MY11 N/A	E-Class - W/S212 	MY09 N/A	MY10 All vehicles with P01 and P02 Package	MY11 N/A
S-Class - V221 	MY09 N/A	MY10 All vehicles	MY11 All vehicles	CL-Class - C216 	MY09 N/A	MY10 All vehicles	MY11 All vehicles
CLS-Class - C219 	MY09 All vehicles with Multimedia Package	MY10 All vehicles with P01 Package	MY11 All vehicles with P01 Package	R-Class - V251 	MY09 All vehicles with P01 and P02 Package	MY10 All vehicles with P01 and P02 Package	MY11 All vehicles with P01 and P02 Package
M-Class - W164 	MY09 All vehicles with P01 and P02 Package	MY10 All vehicles with P01 and P02 Package	MY11 All vehicles with P01 and P02 Package	GL-Class - X164 	MY09 All vehicles with P01 and P02 Package	MY10 All vehicles with P01 and P02 Package	MY11 All vehicles with P01 and P02 Package
SLK-Class - R171 	MY09 All vehicles with P01	MY10 All vehicles with P01	MY11 All vehicles with P01	SL-Class - R230 	MY09 All vehicles	MY10 All vehicles	MY11 All vehicles
SLS-Class - C197 	MY09 N/A	MY10 N/A	MY11 All vehicles	G-Class - W463 	MY09 N/A	MY10 N/A	MY11 N/A

### How do I connect the Media Interface Plus?

- Media Interface Plus (MIP) is a plug and play entertainment solution. Simply connect the MIP to the existing Media Interface cable outlet in the glove department. It can be removed at any time if desired. Please note that for first time use an authorization is required (please refer to user manual) and the MIP needs to be paired with the COMAND system via Bluetooth connectivity.

### **Does the Media Interface Plus support my mobile phone or iPods® / iPhone®?**

- The MIP supports the following iPods® and iPhones® for *audio and video* functionality:

iPod® Gen. 3	iPod® video
iPod® Gen. 4	iPod® classic
iPod® Gen. 5	iPod® touch
iPod® mini	iPhone® Gen. 1
iPod® U2	iPhone® 3G
iPod® photo	iPhone® 3GS
iPod® nano Gen. 1	iPhone® 4
iPod® nano Gen. 2	iPod® nano Gen. 3

\*Please ensure that the latest software version has been installed for all iPods® / iPhones®. Steering wheel controls and the central controller are available. Additional video cable required (sold separately – availability expected for early November). Should the Audio Volume with iPod® Video function be low please go to the Video Menu in the COMAND and select *Audio > Boost*. The iPod® / iPhone® Video functionality is not supported by CL- and S- Class vehicles.

- The MIP supports the following text message and email read out & reply with pre-defined messages for all BlackBerry phones with MAP profile (OS6).

\*Feature available in 2011 for MIP via free-of-charge upgrade. Approval of BlackBerry mobile phones with OS6 subject to testing. Availability of messaging functions for other phones depending on implementation of MAP profile by phone manufacturer and subject to future testing.

### **Will my mobile phone and iPod® / iPhone® be charged?**

- MIP charges mobile phones that require a 5V charge via Mini USB. Additionally, older iPod® and iPhone® models that require 12V will be charged via the existing Media Interface cables.

### **My BlackBerry device does not play Audio files when connected via USB adapter to the MIP.**

BlackBerry blocks access to your phone memory in *Mass Storage Mode*. Go to *Options > Memory > “Auto enable Mass Storage Mode when connected”* and prompt “No” or “Off” and save setting.

### **Which mobile phones are approved for the phonebook download?**

- The following phones are just some of many approved for transferring your contacts to the COMAND system:

BlackBerry 8900 Curve	iPhone® 3G
BlackBerry 8520	iPhone® 3GS
BlackBerry 9700 Bold	iPhone® 4
BlackBerry 9630 Tour	iPod® Touch
BlackBerry 9650 Tour	
BlackBerry 9000 Bold	

\*Please refer to the Owner's Manual in order to see how to download your phonebook for your respective model. Additional phones capable, similar to MHI Bluetooth Module. Please visit your dealer for more information about capable mobile phones.

### **How do I download the Pandora® Webradio application?**

- The Pandora® application is available through the Pandora® website (<http://www.Pandora.com/on-the-go>), through iTunes (simply search for Pandora®).  
\*Ensure that the latest version of the iPhone® app has been installed (v3.1.3).  
Streaming audio content from the internet may be subject to cost by the respective mobile phone contract.

### **How long does it take to buffer songs on Pandora®?**

- Usually a song should be buffered within mere seconds. Depending on the speed of your wireless connection, buffer time may vary. The Pandora® application will automatically resume the current playlist where it was left after exiting the application.

### **The Pandora® application does not resume after ending a hands-free call.**

This happens when the screen is not locked. Simply lock the screen.

### **Can I stream Pandora® for BlackBerry and other cell phones?**

- The MIP has not been designed to support control of Pandora® webradio for phones other than the Apple iPhone®. In order to enjoy Pandora® webradio over the vehicle's audio system for BlackBerry phones, simply utilize the Bluetooth Audio Streaming function. Select *Music > Playlists > Audio Streaming* with your wireless connected device. Audio quality will not be as good as for connected devices due to technology restrictions. Pandora® features such as "Thumbs Up / Down" will be disabled, only tracks can be changed and no playlists selected with the controller. All functions within Pandora® can only be accessed on your cell phone.

### **During Bluetooth Audio Streaming the timer is out of sync or does not stop.**

Mobile devices do not support duration timer sync with the MIP and the displayed timer can be disregarded.

### **Can I use my steering wheel buttons?**

- Similar to the iPod® Integration Kit or Media Interface, the Steering Wheel Buttons can be utilized to change track information for a connected iPod® or iPhone®.

### **After switching from COMAND Audio source SAT or RADIO or CD back to Media Interface Plus, there is no audio hearable.**

This is resolved once "refresh" is selected and the COMAND Audio source has been changed. To resume Audio playback press *MUTE / UNMUTE*.

Please call or visit your authorized Mercedes-Benz dealer for more information about the Media Interface Plus.