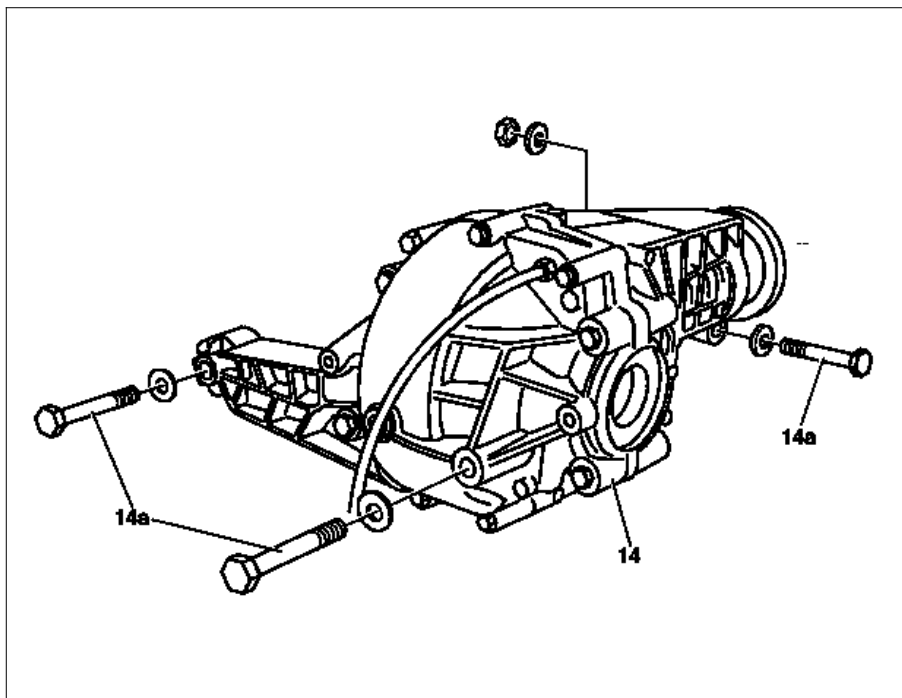


















MODEL 163.113 /128 /136 /154 /157 /172 /174 /175



P33.30-0261-06

Modification notes

8.1.07	Filling capacity, Specifications for Operating Fluids	Model 163	*BF33.30-P-1001-03B
--------	---	-----------	---------------------

	Remove/install		
1  AP	Remove front wheels Remove/install wheels, rotate if necessary		AP40.10-P-4050GH
2	Drain front axle gear oil	<p> Installation: ↓ Check front axle gear oil level and top up if necessary</p> <p> Oil drain screw: ↓ </p> <p> Oil filler plug: ↓ </p> <p></p>	AR33.30-P-0525-02GH *BA33.30-P-1003-03B *BA33.30-P-1002-03B *BF33.30-P-1001-03B
3	Unbolt propeller shaft at flange on front axle transmission		*BA41.20-P-1001-01A
4	Press both follower joints out of upper transverse control arms using puller	<p>Check rubber boot and ball joint for wear and damage. </p> <p> Thrust piece</p> <p> Support</p> <p> Press</p>	AR33.20-P-0500-01GH *BA33.20-P-1001-01D *129589106300 *163589014300 *163589034300
5	Remove lower engine compartment paneling	Model 163.157 /172 /174 /175 Model 163.113 /128	AR61.20-P-1105GH AR94.30-P-5400GH
6	Press left and right front axle shafts out of front axle gear	<p> Do not damage shield.</p> <p> Suspend steering knuckle with wire.</p>	
7	Disconnect vent hose from front axle gear		
8	Unscrew bolts (14a)		*BA33.30-P-1001-03B
9	Remove front axle gear (14)		
10	Install in the reverse order		

 Wheel location, hub

Number	Designation	Model 163
--------	-------------	-----------

BA33.20-P-1001-01D	Self-locking nut, upper wishbone follower joint to steering knuckle	Nm	50
--------------------	---	----	----

Nm Front axle transmission

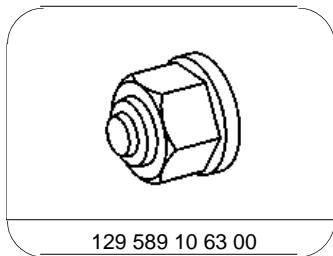
Number	Designation		Model 163
BA33.30-P-1001-03B	Bolt securing front axle gear to front axle carrier	Nm	135
BA33.30-P-1002-03B	Oil filler screw, front axle gear	Nm	50
BA33.30-P-1003-03B	Oil drain screw, front axle gear	Nm	50

Nm Propeller shaft of front axle gear

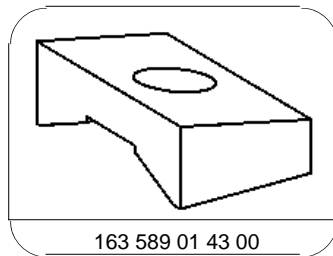
Number	Designation		Model 163
BA41.20-P-1001-01A	Self-locking bolt of propeller shaft to front-axle gear flange	Nm	40

Front axle gear

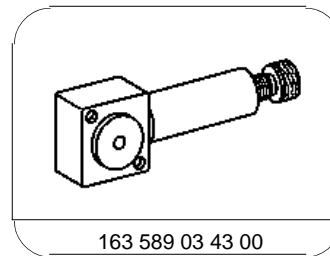
Number	Designation		Model 163	
BF33.30-P-1001-03B	Filling capacity	Front axle transmission	Liters	1.2
		Specifications for Operating Fluids	Sheet	BB00.40-P-0235-07A



Thrust piece



Base



Press