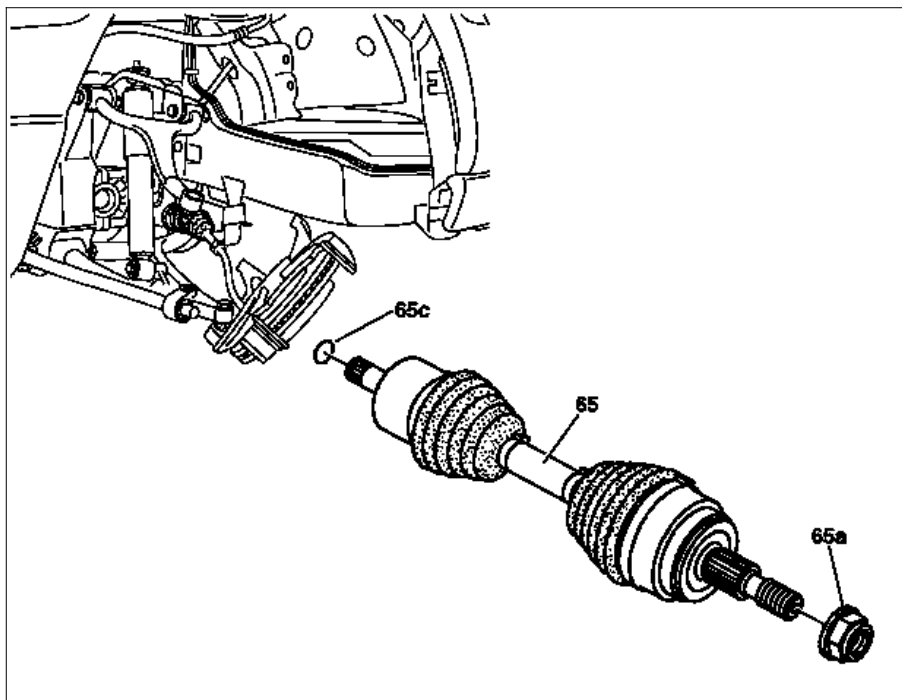


MODEL 163.113 /128 /136 /154 /157 /172 /174 /175

Illustration shows left-hand side



P33.30-0266-06

| | | | |
|---------|---|--|---|
| | Remove/Install | | |
| | Notes on self-locking nuts and bolts | All models | AH00.00-N-0001-01A |
| 1 AP | Remove rear wheels Remove/install wheels, rotate if necessary | | AP40.10-P-4050GH |
| 2 | Detach hexagon collared nut (65a) from front axle shaft | Replace hexagon nut with collar. Nm | *BA33.30-P-1001-02B |
| 3 | Remove front axle brake caliper | Hang the floating / fixed caliper to one side with a hook to relieve the strain on the brake hose. Leave brake hose connected. Model 163.136, model 163.113 up to VIN A289564, X754619, model 163.154 up to VIN A289564, model 163.154 /157 only with US version, code 494a. Model 163.128/172/174/175, model 163.113 as of VIN A289565, X754620, model 163.154 as of VIN A289565, model 163.154 /157 except US version, code 494a. | AR42.10-P-0070GH AR42.10-P-0070GI |
| 4 | Detach track rod from steering knuckle | Check rubber boot and ball joint for wear and damage. Nm Thrust piece Puller | AR46.40-P-0200-02C *BA46.40-P-1001-01C *140589006300 *202589023300 |
| 5 | Press follower joint out of upper transverse control arm using puller | Check rubber boot and ball joint for wear and damage. Nm Thrust piece Support Press | AR33.20-P-0500-01GH *BA33.20-P-1001-01D *129589106300 *163589014300 *163589034300 |
| 6 | Press front axle shaft (65) out of front axle shaft flange | Hang steering knuckle to one side using wire. Extraction and installation tool | AR33.30-P-0620-04GH *210589034300 |
| 7 | Lever front axle shaft out of front axle gear | Do not damage shield. | |
| 8 | Remove front axle shaft (65) | Installation: Make sure that the opening in the circlip (65c) faces downward before inserting into the front axle gear. | |

Nm Wheel location, hub

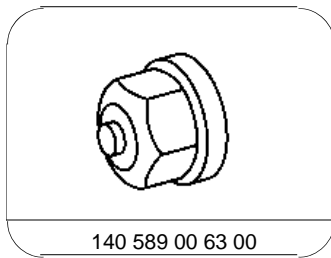
| Number | Designation | Model 163 |
|--------------------|---|-----------|
| BA33.20-P-1001-01D | Self-locking nut, upper transverse control arm follower joint to steering knuckle | Nm 50 |

Nm Front axle shaft

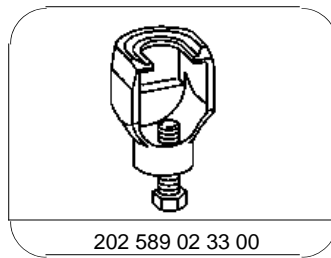
| Number | Designation | Model 163 |
|--------------------|--|-----------|
| BA33.30-P-1001-02B | Nut, front axle shaft to front axle shaft flange | Nm 490 |

Nm Track rod

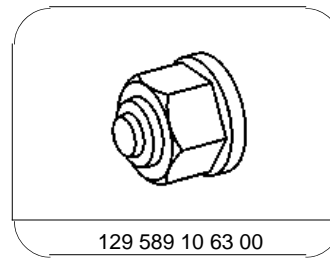
| Number | Designation | Model 163 |
|--------------------|---|-----------|
| BA46.40-P-1001-01C | Self-locking nut, track rod to steering knuckle | Nm 55 |



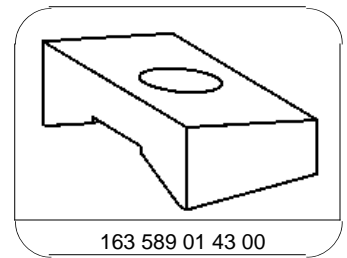
Thrust piece



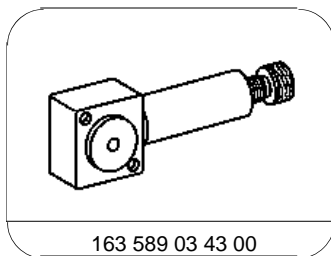
Puller



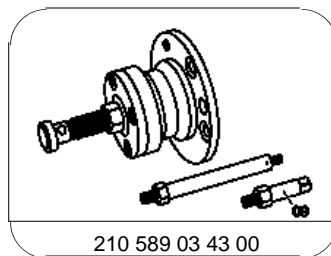
Thrust piece



Support



Press



Extraction and installation tool