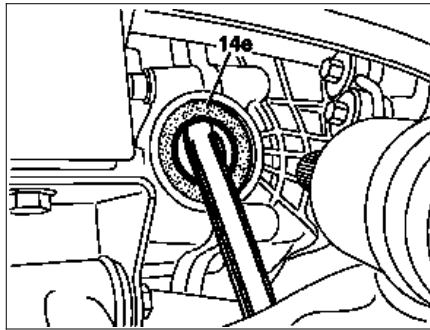
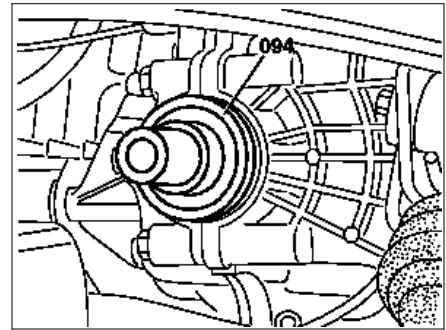


**MODEL** 163.113 /128 /136 /154 /157 /172 /174 /175



P33.30-0267-01



P33.30-0270-01

**Modification notes**

8.1.07	Filling capacity, Specifications for Operating Fluids	Model 163	*BF33.30-P-1001-03B
--------	---	-----------	---------------------

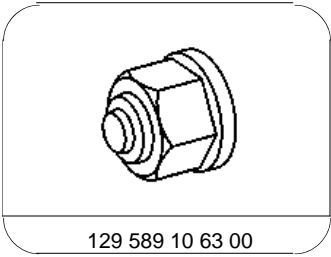
	Remove/install		
	Notes on self-locking nuts and bolts	All models	AH00.00-N-0001-01A
1 <b>AP</b>	Remove front wheels Remove/install wheels, rotate if necessary		AP40.10-P-4050GH
2	Drain front axle oil		*BF33.30-P-1001-03B
3	Press follower joint out of upper transverse control arm using puller	 Thrust piece Support Press	AR33.20-P-0500-01GH  *BA33.20-P-1001-01D *129589106300 *163589014300 *163589034300
4	Lever front axle shaft out of front axle transmission	Do not damage shield.	
5 <b>BB</b>	Press out radial shaft sealing ring (14e) using a suitable tool  Universal hypoid gear oils (SAE 85 W-90)	<b>Installation:</b> Drive in radial shaft seal using drift (094). Install new radial shaft seal and coat lip with universal hypoid gear oil.  Drift	BB00.40-P-0235-07A  *163589011500
6	Install in the reverse order		

**Wheel location, hub**

Number	Designation		Model 163
BA33.20-P-1001-01D	Self-locking nut, upper wishbone follower joint to steering knuckle	Nm	50

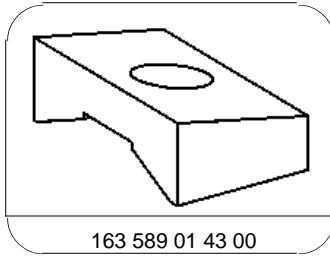
**Front axle gear**

Number	Designation		Model 163
BF33.30-P-1001-03B	Filling capacity	Front axle transmission	Liters 1,2
		Specifications for Operating Fluids	Sheet <span style="color: red;">BB00.40-P-0235-07A</span>



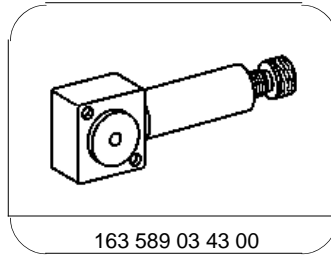
129 589 10 63 00

Thrust piece



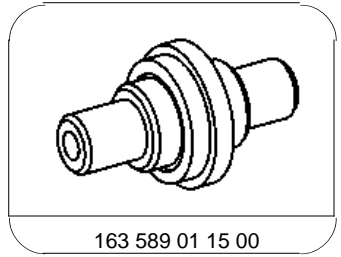
163 589 01 43 00

Base



163 589 03 43 00

Press



163 589 01 15 00

Drift