


AR68.40-P-0001GI	Remove/install inside rearview mirror	23.4.01
------------------	---------------------------------------	---------



**MODEL** 163.154 /172 #A as of 145273,  
 163.154 /172 #X as of 708319,  
 163.157 /174 /175


- 1 Inside rearview mirror
- 2 Automatic dimming connector

B38 Rain sensor



P68.40-2042-06

	Remove/install		
1	Turn inside rearview mirror (1) 90° and press against mirror housing at side.	 Danger of breaking windshield. Do not damage rain sensor (B38), if	

		present.	
2.1	Disconnect automatic dimming connector (2).	 Only with automatically dimming inside rearview mirror, code 249a.	
3	Install in the reverse order		