


AR28.19-P-1004GH

Remove/install transfer case actuator motor











31.7.98

MODEL 163

A55 Transfer case range selection motor



P28.19-2003-06

	Remove		
1.1	Remove vibration damper from transfer case	 Model 163.157 only	
2.1	Remove heat shield upstream of adjusting unit for transfer case (VG)	 Only model 163.157/ 175	
3	Disconnect connector (1) from adjusting unit for transfer case (VG) (A55)		
4	Unscrew adjusting unit for transfer case (VG) (A55) from transfer case		
5	Remove actuating unit for transfer case (VG) (A55)		
	Install		
6	Coat sealing compound onto sealing surface of actuator motor	 Remove old sealing compound from transfer case.	BR00.45-Z-1015-01A
7	Carefully mount adjusting unit for transfer case (VG) (A55) on shaft		
8	Fit bolts (3) of adjusting unit for transfer case (VG) (A55) as well as bolt (4) and nut (5) of bracket but do not tighten	 If the actuator motor is replaced, then the bracket (2) of the connector should be installed on the new actuator unit for transfer case (VG)	
9	Tighten bolts (3) on the actuator unit for transfer case (VG) (A55), then tighten bracket bolt (4)		BA28.19-P-1002-01A
			BA28.19-P-1003-01A
10	Tighten nuts (5) on bracket		BA28.19-P-1004-01A
11	Plug the plug into the wiring harness of the actuator unit for transfer case (VG)		
12.1	Install heat shield upstream of actuator unit for transfer case (VG)	 Only model 163.157/ 175	
13.1	Install vibration damper on transfer case		

		i Model 163.157 only	
		Nm	BA28.10-P-1008-01A

Nm Transfer case, complete unit

Number	Designation		Model Series 163
BA28.10-P-1008-01A	Bolt, vibration damper to transfer case	Nm	20

Nm Transfer case electrical system

Number	Designation		Model 163
BA28.19-P-1002-01A	Bolt, actuator motor to transfer case	Nm	10
BA28.19-P-1003-01A	Bolt, actuator motor bracket to transfer case	Nm	10
BA28.19-P-1004-01A	Nut, actuator motor bracket to actuator motor	Nm	5

Auxiliary repair materials

Number	Designation	Order number
BR00.45-Z-1015-01A	Loctite sealant 5970	A 003 989 98 20 10