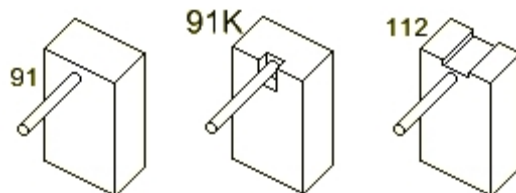
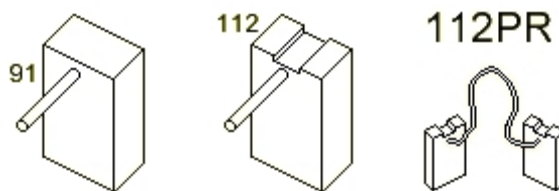


Back-Shunted Brushes
 Side-shunted brushes start here
[back to brushes main page](#)



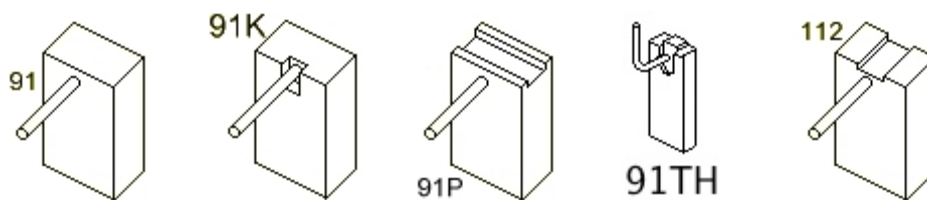
Part	Price	View Cart	Thickness	Width	Length	Material	Lead	Terminal	Notes
L093-093Ag	\$32.50	Add to Cart	0.094"	0.094"	0.500"	Silver M	0.875"	O-0.092"	Figure 112, Tachometer
CB440	\$4.50	Add to Cart	3mm	10mm	13.3mm	Copper M	25mm	special	Figure 91, Makita
OH0438	\$3.00	Add to Cart	0.125"	0.250"	0.500"	Copper M	0.375"	none	Figure 91 Automotive w/notch
L125-14B	\$5.25	Add to Cart	0.125"	0.250"	0.562"	Graphite G	0.812"	O-0.103"	Figure 91 Textile Industry
L125-14	\$4.25	Add to Cart	0.125"	0.250"	0.625"	Graphite G	1.250"	none	Figure 11 Textile Industry
L4-4GA	\$3.30	Add to Cart	4mm	4mm	7mm	Graphite G	40mm	QF-3mm	Figure 91K w/stop notch
L4-4HA	\$3.25	Add to Cart	4mm	4mm	7mm	Copper M	40mm	None	Figure 91K w/stop notch
L4-4H	\$4.00	Add to Cart	4mm	4mm	8mm	Copper M	31mm	none	Figure 91 Automotive w/notch, Kodiak Sidewinder
L4-6	\$4.00	Add to Cart	4mm	6mm	13mm	Copper M	35mm	none	Figure 91 Automotive
L4-7H	\$4.00	Add to Cart	4mm	7mm	13mm	Copper M	35mm	none	Figure 91 Automotive
L4-8M45	\$4.00	Add to Cart	4mm	8mm	10mm	Copper M	38mm	none	Figure 91 Automotive
L4-8H	\$4.26	Add to Cart	4mm	8mm	13.5mm	Copper M	34mm	none	Figure 91K Automotive
06-905	\$4.00	Add to Cart	4.4mm	5mm	16mm	Black E	25mm	O-3mm	Figure 112 Bosch 2-604-320-905 3-604-321-008

Back-Shunted Brushes
[Side-shunted brushes start here](#)
[back to brushes main page](#)



Part	Price	View Cart	Thickness	Width	Length	Material	Lead	Terminal	Notes
11H	\$4.34	Add to Cart	0.187"	0.187"	0.375"	Copper M	1.250"		Figure 91 Automotive
299	\$3.19	Add to Cart	0.187"	0.187"	0.500"	Gray E	1.000"	D-	Figure 112
370A	\$3.50	Add to Cart	0.187"	0.187"	0.500"	Black E	1.000"	O-0.146"	Figure 112
298B	\$3.50	Add to Cart	0.187"	0.250"	0.562"	Black E	1.500"	D-0.150"	Figure 112 0/10 bevel
561	\$3.00	Add to Cart	0.187"	0.250"	0.750"	Black E	1.250"	D-0.142"	Figure 112 0/30 bevel
563	\$4.05	Add to Cart	0.187"	0.250"	0.875"	Black E	1.250" insulated	D-	Figure 112 0/30 bevel
355/2	\$2.50	Add to Cart	0.187"	0.375"	0.750"	Black E	1.937"	none	Figure 112
481	\$4.22	Add to Cart	0.187"	0.500"	0.875"	Gray E	2.500"	O-	Figure 112
196B	\$4.37	Add to Cart	0.187"	0.625"	1.000	Black E	4.500"	none	Figure 112 paired
L187A	\$4.29	Add to Cart	0.187"	0.750"	1.000"	Black E	2.625"	U-0.182"	Figure 91
L187B	\$4.35	Add to Cart	0.187"	0.812"	1.000	Black E	2.500"	O-0.193"	Figure 112

Back-Shunted Brushes
[Side-shunted brushes start here](#)
[back to brushes main page](#)



Part	Price	View Cart	Thickness	Width	Length	Material	Lead	Terminal	Notes
L5-5H	\$4.00	Add to Cart	5mm	5mm	13mm	Copper	38mm	none	Figure 91K

						M			Automotive
L5-8G12	\$3.50	Add to Cart	5mm	8mm	15mm	Graphite G	60mm insulated	QF-5mm	Figure 91P Rockwell hedge trimmer
L5-8B	\$4.50	Add to Cart	5mm	8mm	17mm	Black E	35mm	QF-3mm	Figure 91 Bosch Tool
1-127-014-017	\$9.00	Add to Cart	5mm	8mm	19.5mm	Copper M	50mm insulated	None	Figure 91TH Bosch Automotive w/spring
L5-8.25MG	\$5.53	Add to Cart	5mm	8.25mm	12.5mm	Copper M	29mm	none	Figure 112
20-870	\$6.00	Add to Cart	5mm	10mm	16mm	Black E	38mm	QF-3mm	Figure 91P Metabo
L5-10H	\$4.00	Add to Cart	5mm	10mm	17mm	Copper M	34mm	None	Figure 91 Automotive, Slip ring
CB318	\$4.00	Add to Cart	5mm	11mm	16mm	Gray E	22mm	QFF-3.25mm	Figure 91, Makita w/auto cutoff
L5-11G13	\$17.50	Add to Cart	5mm	11mm	19mm	Graphite G	25mm	QFF-3mm	Figure 91
M7	\$4.50	Add to Cart	0.205"	0.205"	0.444"	Copper M	1.375"	none	Figure 91 Ford
L218-017T-10	\$6.00	Add to Cart	0.219"	0.531"	0.942"	Copper M	1.562"	0.192" flag	Figure 91 Automotive
GB285	\$6.00	Add to Cart	0.228"	0.544"	0.750"	Gray E	1.187"	flag	Figure 91 Automotive w/notch

Back-Shunted Brushes

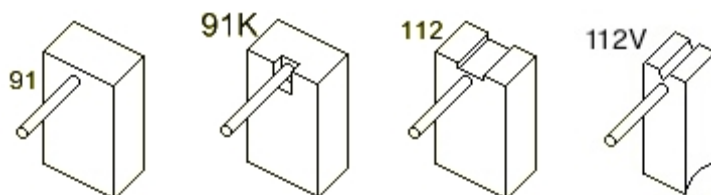
Side-shunted brushes start here
[back to brushes main page](#)



Part	Price	View Cart	Thickness	Width	Length	Material	Lead	Terminal	Notes
L234H	\$4.00	Add to Cart	6mm	6mm	12mm	Copper M	28mm	none	Figure 91K Automotive
CB458	\$3.50	Add to Cart	6mm	9mm	13mm	Black E	25mm	QFF-2.5mm	Figure 91P Makita
L6-9ST	\$7.50	Add to Cart	6mm	9mm	14mm	Copper M	45mm	none	Figure 91 Denso
L6-10HH	\$11.29	Add to Cart	6mm	10mm	29mm	Gray E	46mm insulated	D-4.3mm	Figure 91

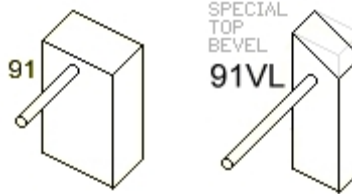
RT80	\$3.75	Add to Cart	0.239"	0.377"	0.650"	Black E	1.125"	QF-0.125"	Figure 91P, Ridgid
16H	\$4.50	Add to Cart	0.243"	0.243"	0.437"	Copper M	3.000"		Figure 91K Automotive 10/0 bevel
06-016	\$2.25	Add to Cart	6.25mm	6.25mm	20mm	Gray E	30mm	D-4.4mm	Figure 112 Bosch 1-607-014-101, 2-304-320-902, 2-604-320-902, Small chainsaw
19-320	\$6.00	Add to Cart	6.25mm	8mm	16mm	Black E	18mm	QM-5mm	Figure 91A AEG

Back-Shunted Brushes
[Side-shunted brushes start here](#)
[back to brushes main page](#)



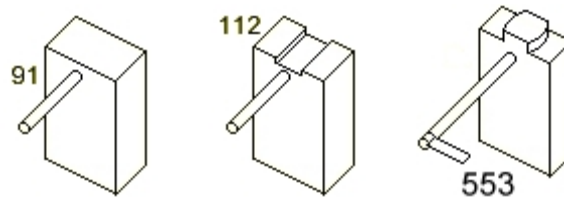
Part	Price	View Cart	Thickness	Width	Length	Material	Lead	Terminal	Notes
PCT49	\$3.27	Add to Cart	0.250"	0.250"	0.400"	Black E	2.000" insulated	O-0.145"	Figure 91
Convertible	\$4.00	Add to Cart	0.250"	0.250"	0.400"	Copper M	1.500"		Figure 91 10/0 bevel, w/notch
300B	\$4.27	Add to Cart	0.250"	0.250"	0.500"	Black E	1.125"	D-	Figure 112
300C	\$4.63	Add to Cart	0.250"	0.250"	0.625"	Black E	1.125"	D-	Figure 112
13H	\$4.50	Add to Cart	0.250"	0.250"	0.625"	Copper M	3.000" insulated		Figure 91K Automotive
13H619	\$4.85	Add to Cart	0.250"	0.250"	0.625"	Graphite G	2.000"	none	Figure 112V Little Mule Hoist
300	\$3.08	Add to Cart	0.250"	0.250"	0.750"	Black E	1.125"	D-	Figure 112
300A	\$3.50	Add to Cart	0.250"	0.250"	0.750"	Black E	1.125"	U-0.131"	Figure 112
5222101-S	\$15.00	Add to Cart	0.250"	0.312"	0.396"	Copper M	0.812"	Special v-clip terminal	Figure 91

Back-Shunted Brushes
[Side-shunted brushes start here](#)

[back to brushes main page](#)

Part	Price	View Cart	Thickness	Width	Length	Material	Lead	Terminal	Notes
53H	\$5.33	Add to Cart	0.250"	0.375"	0.625"	Copper M	1.625"	None	Figure 91 Automotive
478	\$3.50	Add to Cart	0.250"	0.375"	0.875"	Black E	1.500"	O-0.185"	Figure 91 Round top
69	\$3.50	Add to Cart	0.250"	0.375"	0.937"	Black E	2.250"	U-0.158"	Figure 91 0/10 bevel
PCT51	\$3.35	Add to Cart	0.250"	0.375"	0.950"	Black E	1.500' insulated	O-0.145"	Figure 91
L250-38V	\$6.50	Add to Cart	0.250"	0.375"	1.125"	Graphite G	1.500"	none	Figure 91VL, Dayton, 15/0 bevel

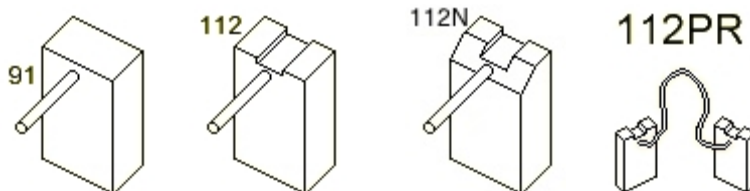
Back-Shunted Brushes
[Side-shunted brushes start here](#)
[back to brushes main page](#)



Part	Price	View Cart	Thickness	Width	Length	Material	Lead	Terminal	Notes
MGV1	\$3.27	Add to Cart	0.250"	0.400"	0.500"	Black E	1.750"	none	Figure 112
435B	\$6.39	Add to Cart	0.250"	0.437"	0.405"	Gray E	2.250"	none	Figure 112
435	\$5.00	Add to Cart	0.250"	0.437"	1.000"	Black E	2.000"	none	Figure 91K
57C	\$4.01	Add to Cart	0.250"	0.500"	0.875"	Graphite G	2.500"	O-0.199"	Figure 112
553	\$4.00	Add to Cart	0.250"	0.500"	0.875"	Black E	0.750"	special	Figure 553
57C	\$4.00	Add to Cart	0.250"	0.500"	0.875"	Gray E	3.000"	O-0.199"	Figure 112
BDT16	\$4.05	Add to Cart	0.250"	0.500"	0.875"	Black E	1.125"	Eared cap	Figure 91 Tool 20/5 bevel
470	\$4.17	Add to Cart	0.250"	0.500"	1.000"	Black E	1.625"	O-	Figure 112

58A/2	\$3.40	Add to Cart	0.250"	0.500"	1.000"	Graphite G	2.375"	none	Figure 112
CLT97	\$7.09	Add to Cart	0.250"	0.625"	1.000"	Graphite G	5.500"	none	Figure 91 paired
L250-005E11	\$6.56	Add to Cart	0.250"	0.625"	1.125"	Graphite G	3.125" insulated	O-0.188"	Figure 112
495/2	\$3.75	Add to Cart	0.250"	0.625"	1.250"	Black E	3.25"	none	Figure 112
59	\$5.11	Add to Cart	0.250"	0.625"	1.375"	Graphite G	2.500"	O-	Figure 112
59A	\$6.79	Add to Cart	0.250"	0.625"	1.375"	Black E	2.500" insulated	O-	Figure 112

Back-Shunted Brushes
Side-shunted brushes start here
[back to brushes main page](#)



Part	Price	View Cart	Thickness	Width	Length	Material	Lead	Terminal	Notes
BDT6	\$5.05	Add to Cart	0.250"	0.750"	1.000"	Black E	1.750"	none	Figure 91 Black & Decker
143	\$15.94	Add to Cart	0.250"	0.750"	1.000"	Graphite G	2.500" insulated	U-	Figure 91 rivetted lead 10/10 bevel
143C	\$9.80	Add to Cart	0.250"	0.750"	1.000"	Gray E	2.500" insulated	U-	Figure 91 rivetted lead 10/10 bevel
475	\$17.53	Add to Cart	0.250"	0.750"	1.375"	Black E	2.500" insulated	U-	Figure 91 rivetted lead 10/10 bevel
326	\$8.91	Add to Cart	0.250"	0.875"	1.250"	Black E	5.500"	none	Figure 112PR
131	\$5.53	Add to Cart	0.250"	1.000"	1.187"	Black E	2.000"	none	Figure 112 Counterbore head
250	\$7.50	Add to Cart	0.250"	1.250"	1.500"	Black E	3.000" insulated	none	Figure 91
06-018	\$3.25	Add to Cart	6.4mm	8mm	17mm	Black E	31mm	O-4mm	Figure 112 Bosch
20-005	\$4.50	Add to Cart	6.5mm	6.5mm	14mm	Black E	38mm	QF-3.2mm	Figure 91 Metabo 316033580
2610938712	\$3.75	Add to Cart	6.5mm	10mm	15.5mm	Black E	40mm	QF-3.2mm	Figure 112N

CB350	\$5.00	Add to Cart	6.5mm	11mm	25mm	Gray E	27mm	QFF-3mm	Figure 91P Makita
--------------	--------	-----------------------------	-------	------	------	--------	------	---------	----------------------

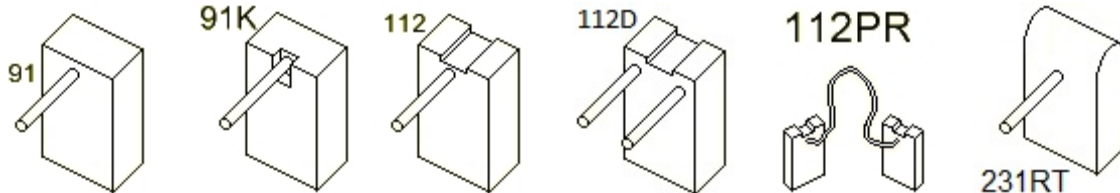
Back-Shunted Brushes
Side-shunted brushes start here
[back to brushes main page](#)



Part	Price	View Cart	Thickness	Width	Length	Material	Lead	Terminal	Notes
5A1052	\$4.00	Add to Cart	0.270"	0.425"	0.750"	Copper M	1.312"	none	Figure 112
L7-12ST16.1	\$4.00	Add to Cart	7mm	12mm	16mm	Copper M	29mm insulated	none	Figure 112, Automotive
L7-12ST16.2	\$4.00	Add to Cart	7mm	12mm	16mm	Copper M	34mm	none	Figure 112, Automotive
L7-12ST19	\$4.00	Add to Cart	7mm	12mm	19mm	Copper M	35mm insulated	none	Figure 112, Automotive
L7-16ST18	\$5.00	Add to Cart	7mm	16mm	18mm	Copper M	31mm	none	Figure 112, Automotive
L7-16ST22T	\$7.50	Add to Cart	7mm	16mm	22mm	Copper M	30mm	D-5mm	Figure 112, Automotive
L7-16ST22	\$5.00	Add to Cart	7mm	16mm	22mm	Copper M	34mm	none	Figure 112, Automotive
25H	\$7.15	Add to Cart	0.281"	0.281"	0.500"	Copper M	1.250"		Figure 91K Automotive 0/5 bevel
321	\$9.11	Add to Cart	0.281"	0.875"	1.375"	Black E	3.500"	U-	Figure 112 0/5 bevel
L7.3-13EG	\$4.00	Add to Cart	7.3mm 0.285"	13mm 0.509"	15mm 0.594"	Black E	36mm 1.437"	QF-3.2mm QF-0.125"	Figure 112, Milwaukee Lead is slightly off-center
54H	\$4.50	Add to Cart	0.312"	0.312"	0.625"	Copper M			Figure 91 Automotive
106/106C	\$6.65	Add to Cart	0.312"	0.375"	1.125"	Black E	5.250"	none	Figure 112PR 0/10 bevel
106CL	\$6.75	Add to Cart	0.312"	0.375"	1.125"	Black E	8.250"	none	Figure 112PR 0/10 bevel
217A	\$7.13	Add to Cart	0.312"	0.437"	1.000"	Black E	2.375"	U-	Figure 112
L312-716B	\$13.50	Add to Cart	0.312"	0.437"	1.125"	Graphite	2.375"	QFF-	Figure 91VR, Shop Vac,

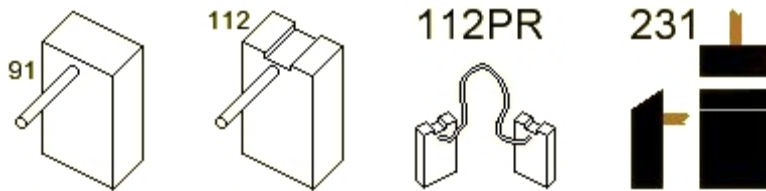
						G		0.187"	15/0 bevel
L312-716V	\$10.70	Add to Cart	0.312"	0.437"	1.500"	Graphite G	3.000"	none	Figure 91VL, Shop Vac, 15/0 bevel

Back-Shunted Brushes
Side-shunted brushes start here
[back to brushes main page](#)



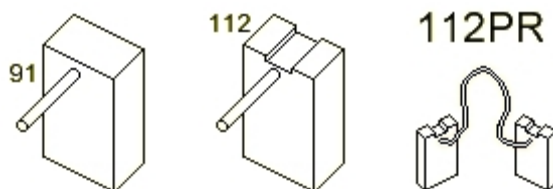
Part	Price	View Cart	Thickness	Width	Length	Material	Lead	Terminal	Notes
314	\$6.00	Add to Cart	0.312"	0.562"	1.187"	Black E	5.000"	none	Figure 112PR 0/5 bevel
302	\$6.47	Add to Cart	0.312"	0.500"	0.875"	Graphite G	2.500"	O-	Figure 91
B999	\$8.50	Add to Cart	0.312"	0.500"	1.000"	Copper M	2.875"	O-0.161	Figure 231RT
609	\$8.57	Add to Cart	0.312"	0.625"	1.000"	Copper M	3.000" insulated	O-	Figure 91 A-clip
501	\$5.81	Add to Cart	0.312"	0.625"	1.250"	Gray E	2.000"	U-	Figure 112
94	\$5.00	Add to Cart	0.312"	1.000"	1.375"	Black E	2.750"	U-0.220"	Figure 112
60	\$5.00	Add to Cart	0.312"	1.125"	2.000"	Graphite G	2.750"	O-0.196"	Figure 112
60A	\$5.00	Add to Cart	0.312"	1.125"	2.000"	Black E	2.750" insulated	O-0.196"	Figure 112
K44	\$5.35	Add to Cart	8mm	8mm	19mm	Copper M	54mm	none	Figure 91K Mercedes
L9-13.6H2	\$9.50	Add to Cart	9mm	13mm	25mm	Copper M	45mm	D-5mm	Figure 112 Esselman, Pallet jack, Zepro
L9-16.6H2	\$10.50	Add to Cart	9mm	16mm	25mm	Copper M	48mm	D-4.5mm	Figure 112 Pallet jack
GCB9-26	\$10.00	Add to Cart	9mm, 0.345"	26mm, 1.016"	25mm	Copper M S29	25mm	D-4mm	Figure 112D Crown, Yale

Back-Shunted Brushes
Side-shunted brushes start here
[back to brushes main page](#)



Part	Price	View Cart	Thickness	Width	Length	Material	Lead	Terminal	Notes
52	\$5.00	Add to Cart	0.375"	0.375"	0.937"	Black E	2.375"	U-0.154"	Figure 112 0/10 bevel
51	\$5.46	Add to Cart	0.375"	0.500"	1.062"	Black E	2.375"	U-	Figure 112 0/10 bevel
102	\$8.47	Add to Cart	0.375"	0.500"	1.187"	Black E	5.000"	none	Figure 112PR 0/10 bevel
536	\$5.50	Add to Cart	0.375"	0.562"	1.125"	Black E	1.312"	O-0.150"	Figure 91
351	\$5.85	Add to Cart	0.375"	0.562"	1.250"	Black E	2.250"	U-	Figure 91 rivetted lead
625A589AC1	\$6.16	Add to Cart	0.375"	0.625"	1.125"	Gray E	2.000"	C-0.223"	Figure 231 GE 15/0 bevel
625A589AJ1	\$9.91	Add to Cart	0.375"	0.625"	1.125"	Gray E	2.000"	C-0.220"	Figure 112 GE
625A589G	\$7.65	Add to Cart	0.375"	0.625"	1.125"	Graphite G	2.000"	C-0.223"	Figure 231 GE 15/0 bevel
CPR09-21B	\$7.49	Add to Cart	0.375"	0.625"	1.250"	Black E	1.875"	QFF- 0.258"	Figure 112 Reliance
465	\$7.42	Add to Cart	0.375"	0.625"	1.250"	Black E	3.000" insulated	U-	Figure 112

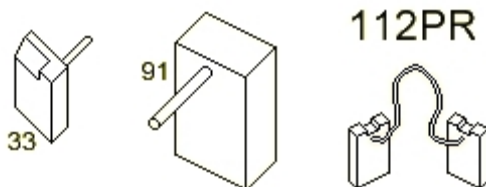
Back-Shunted Brushes
[Side-shunted brushes start here](#)
[back to brushes main page](#)



Part	Price	View Cart	Thickness	Width	Length	Material	Lead	Terminal	Notes
53	\$8.47	Add to Cart	0.375"	0.750"	1.375"	Black E	2.875"	U-0.178"	Figure 91 0/10 bevel
53A	\$8.00	Add to Cart	0.375"	0.750"	1.375"	Gray E	2.875"	U-0.175"	Figure 91 0/10 bevel
53B	\$8.00	Add to Cart	0.375"	0.750"	1.375"	Black E	2.500" insulated	U-0.185"	Figure 91 15/15 bevel
103	\$16.40	Add to Cart	0.375"	0.750"	1.375"	Black E	7.000"	none	Figure 112PR 0/10 bevel

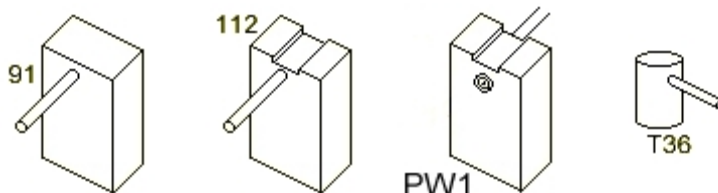
103G	\$17.00	Add to Cart	0.375"	0.750"	1.375"	Graphite G	7.000"	none	Figure 112PR 0/10 bevel
L375-007E13	\$12.57	Add to Cart	0.375"	0.875"	1.125"	Copper M	3.375" insulated	U-0.320"	Figure 112

Back-Shunted Brushes
[Side-shunted brushes start here](#)
[back to brushes main page](#)



Part	Price	View Cart	Thickness	Width	Length	Material	Lead	Terminal	Notes
36A167400-1	\$6.50	Add to Cart	0.375"	1.000"	1.125"	Black E	2.250"	U-0.187"	Figure 33 30/20 bevel
54	\$8.97	Add to Cart	0.375"	1.000"	1.375"	Black E	3.000"	U-	Figure 91 rivetted lead 0/10 bevel
247	\$17.46	Add to Cart	0.375"	1.000"	1.500"	Graphite G	7.500"	none	Figure 112PR
247C	\$9.00	Add to Cart	0.375"	1.000"	1.500"	Black E	7.500"	none	Figure 112PR
139	\$9.57	Add to Cart	0.375"	1.250"	1.375"	Graphite G	2.750"	U-	Figure 91 rivetted lead 0/15 bevel
139C	\$9.50	Add to Cart	0.375"	1.250"	1.375"	Gray E	2.750"	U-0.175"	Figure 91 rivetted lead 0/15 bevel
139P	\$17.91	Add to Cart	0.375"	1.250"	1.375"	Black E	5.625"	none	Figure 91 paired rivetted leads 0/15 bevel
L10-18ST	\$18.62	Add to Cart	10mm	18mm	25mm	Copper M	65mm	O-6.4mm	Figure 91

Back-Shunted Brushes
[Side-shunted brushes start here](#)
[back to brushes main page](#)

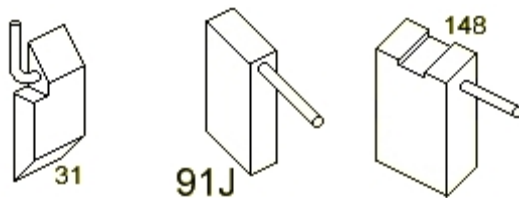


Part	Price	View Cart	Thickness	Width	Length	Material	Lead	Terminal	Notes
------	-------	---------------------------	-----------	-------	--------	----------	------	----------	-------

68	\$9.57	Add to Cart	0.437"	1.000"	1.375"	Black E	3.000"	U-	Figure 112 0/10 bevel
468/2	\$13.17	Add to Cart	0.437"	1.500"	1.500"	Gray E	3.500"	none	Figure 112
T36	\$13.60	Add to Cart	0.500" diameter		1.375"	Gray E	3.000" insulated	O-0.198"	Figure T36 Blanchard
562	\$8.00	Add to Cart	0.500"	0.500"	1.187"	Black E	2.000"	O-0.187"	Figure 112 0/5 bevel
PW1	\$14.82	Add to Cart	0.500"	0.687"	1.500"	Black E	2.000"	O-0.281"	Figure PW1 Peerless
P608A	\$12.50	Add to Cart	0.500"	0.750"	1.500"	Black E	3.500"	U-	Figure 91 rivetted lead
GCB82918-79	\$12.50	Add to Cart	16mm	18mm	28mm	Copper M	54mm insulated	D-5.5mm	Figure 112

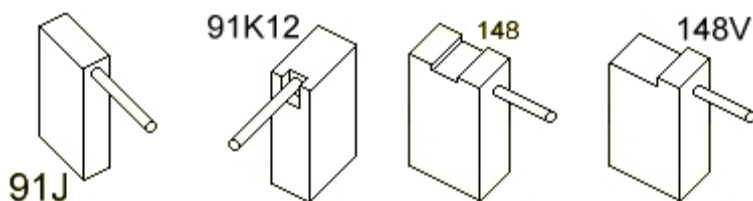
End of Back Shunted Brushes

Side-Shunted Brushes
[Back-shunted brushes start here](#)
[back to brushes main page](#)



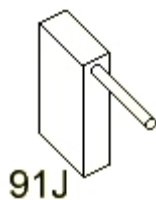
Part	Price	View Cart	Thickness	Width	Length	Material	Lead	Terminal	Notes
L093-18Ag12	\$20.50	Add to Cart	0.094"	0.125"	0.312"	Silver M	1.000"	none	Figure 91J, Tachometer
L3-5G12	\$4.50	Add to Cart	3mm	5mm	13.5mm	Graphite G	32mm	none	Figure 91J 5/0 bevel
T6	\$3.19	Add to Cart	0.187"	0.187"	0.500"	Black E	0.875"	C-0156"	Figure 148
L187-14L	\$7.50	Add to Cart	0.187"	0.250"	1.250"	Black E	1.750"	D-0.172"	Figure 91J
L5-12.5W	\$7.50	Add to Cart	5mm	11mm	32mm	Gray E	75mm	None	Figure 31, 0/17.5 bevels
L218-280G	\$4.50	Add to Cart	0.219"	0.280"	0.625"	Graphite G	0.625"	none	Figure 91J Shur Flo

Side-Shunted Brushes
[Back-shunted brushes start here](#)
[back to brushes main page](#)



Part	Price	View Cart	Thickness	Width	Length	Material	Lead	Terminal	Notes
L6-7H	\$5.00	Add to Cart	6mm	7mm	13mm	Copper M	48mm	none	Figure 91J Automotive
CB120	\$9.90	Add to Cart	6mm	10mm	22mm	Black E	25mm insulated	QFF-3mm	Figure 91K12
20-016	\$3.00	Add to Cart	6.25mm	8mm	16mm	Black E	25mm	QFF-3.2mm	Figure 148 Metabo
06-006	\$5.75	Add to Cart	6.25mm	10mm	21mm	Gray E	35mm	C-4.4mm	Figure 148 Bosch 1-607-014-107 1-607-014-122 3-604-321-518
L6.25-12.5S	\$7.50	Add to Cart	6.25mm	12.5mm	21.50mm	Graphite G	42mm insulated	QF-5.5mm	Figure 148
34-931	\$5.40	Add to Cart	0.250"	0.250"	0.556"	Graphite G	0.812"	QFF-0.125"	Figure 148V

Side-Shunted Brushes
[Back-shunted brushes start here](#)
[back to brushes main page](#)



Part	Price	View Cart	Thickness	Width	Length	Material	Lead	Terminal	Notes
492000-47	\$6.87	Add to Cart	0.250"	0.375"	0.750"	Graphite G	1.500"	U-0.195" hooked	Figure 91J 15/0 bevel
492010-10	\$5.08	Add to Cart	0.250"	0.375"	0.835"	Graphite G	1.250"	U-0.150"	Figure 91J 15/0 bevel
L250-38A	\$7.86	Add to Cart	0.250"	0.375"	0.835"	Graphite G F83	1.875"	QF-0.200"	Figure 91J, Bodine 15/0 bevel
492010-10MG	\$7.40	Add to Cart	0.250"	0.375"	0.875"	Copper M	1.375"	U-0.150"	Figure 91J, Bodine 15/0 bevel
492000-10	\$5.08	Add to Cart	0.250"	0.375"	1.000"	Graphite G	2.375"	QF-0.257"	Figure 91J 15/0 bevel
492000-48	\$5.17	Add to Cart	0.250"	0.375"	1.000"	Graphite G	2.375"	U-0.147"	Figure 91J 15/0 bevel

Side-Shunted Brushes

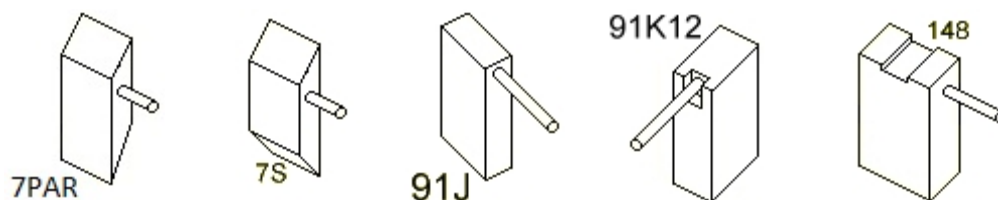
[Back-shunted brushes start here](#)
[back to brushes main page](#)



Part	Price	View Cart	Thickness	Width	Length	Material	Lead	Terminal	Notes
L250-38G	\$6.08	Add to Cart	0.250"	10mm	1.000"	Graphite G	1.500"	C-0.136"	Figure 91J
L250-716S	\$7.25	Add to Cart	0.250"	0.437"	0.750"	Graphite G	1.125"	QFF-0.260"	Figure 91J, Paramount Vacuum
L250-716	\$8.50	Add to Cart	0.250"	0.437"	1.000"	Graphite G	1.125"	QFF-0.260"	Figure 91J, Paramount Vacuum
L250-716L	\$12.50	Add to Cart	0.250"	0.437"	1.475"	Graphite G	2.500"	QF-0.205"	Figure 91K12V Vacuum
239282	\$12.50	Add to Cart	0.250"	0.500"	0.750"	Black E	2.500" insulated	O-0.140"	Figure 231SR, Kohler Slip ring, 17.5/0 bevel
L250-916G	\$10.00	Add to Cart	0.250"	0.562"	1.500"	Graphite G	2.625"	QF-0.200"	Figure 1F Vacuum
06-005	\$5.50	Add to Cart	6.4mm	12.4mm	19mm	Black E	31mm	C-4.4mm	Figure 148 Bosch 1-607-014-102

Side-Shunted Brushes

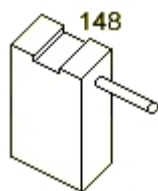
[Back-shunted brushes start here](#)
[back to brushes main page](#)



Part	Price	View Cart	Thickness	Width	Length	Material	Lead	Terminal	Notes
22-16-0410	\$6.00	Add to Cart	0.260"	0.445"	0.800"	Gray E	0.971"	QFF-0.125"	Figure 148, Milwaukee
L7-10H	\$8.50	Add to Cart	7mm	10mm	22mm	Copper M	38mm	none	Figure 91K12
1-617-014-	\$7.00	Add to Cart	7mm	8mm	17mm	Copper M	40mm	QF-5mm	Figure 148, Bosch

131						L41			
L7.25-8.25H	\$11.50	Add to Cart	7.25mm	8.25mm	16.5mm	Copper M	60mm	None	Figure 91J
YP00537	\$17.26	Add to Cart	0.293"	0.875"	1.125"	Graphite G	2.000" insulated	QFF- 0.187"	Figure 7S
YP00542	\$17.26	Add to Cart	0.293"	0.875"	1.125"	Graphite G	2.000" insulated	QFF- 0.187"	Figure 7PAR
L325-375H	\$7.23	Add to Cart	0.325"	0.375"	0.635"	Copper M	1.375" insulated	none	Figure 91K12
L375-1332/2	\$6.51	Add to Cart	0.375"	0.406"	0.750"	Copper M	3.000" insulated	none	Figure 91K12

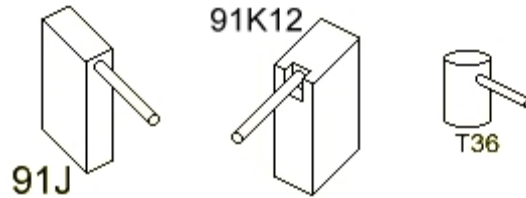
Side-Shunted Brushes
[Back-shunted brushes start here](#)
[back to brushes main page](#)



Part	Price	View Cart	Thickness	Width	Length	Material	Lead	Terminal	Notes
900010.01 900015.02 900015.15	\$13.53	Add to Cart	0.375"	1.250"	1.250"	Graphite G	2.375" insulated	U-0.197"	Figure 148 H610, 90V
900015.01	\$15.40	Add to Cart	0.375"	1.250"	1.250"	Black E	2.375" insulated	U-0.197"	Figure 148 D25, 36-48V
900015.03	\$37.50	Add to Cart	0.375"	1.250"	1.250"	Copper M	2.375" insulated	U-0.197"	Figure 148 6H7
900015.07	\$15.40	Add to Cart	0.375"	1.250"	1.250"	Graphite G	2.375" insulated	U-0.197"	Figure 148 H621, 180V
900015.08	\$17.73	Add to Cart	0.375"	1.250"	1.250"	Copper M	2.375" insulated	U-0.197"	Figure 148 H672, 24V
900015.14 900015.18	\$16.70	Add to Cart	0.375"	1.250"	1.250"	Gray E	2.375" insulated 14 Guage wire 0.064" diam.	U-0.197"	Figure 148 H100, 28-180V
900189.14	\$24.90	Add to Cart	0.375"	1.250"	1.250"	Gray E	2.375" insulated 8 Guage wire 0.129" diam.	U-0.197"	Figure 148 H100, 28-180V
900015.22	\$18.92	Add to Cart	0.375"	1.250"	1.250"	Graphite G	2.375" insulated	U-0.197"	Figure 148 K254C
		Add to Cart					2.375"		Figure 148

900251.19	\$19.00	Add to Cart	0.375"	1.250"	1.250"	Gray E	insulated	U-0.197"	GGXF30
900041.01	\$24.20	Add to Cart	0.375"	1.250"	1.250"	Graphite G	2.375" insulated	U-0.220"	~Figure 148 split

Side-Shunted Brushes
 Back-shunted brushes start here
[back to brushes main page](#)



Part	Price	View Cart	Thickness	Width	Length	Material	Lead	Terminal	Notes
L10-12.5H12V	\$16.25	Add to Cart	10mm	12.5mm	25mm	Gray E H12V	65mm insulated	U-5.5mm	Figure 91K12
SR16-12	\$20.99	Add to Cart	12mm	16mm	32mm	Copper M	98mm insulated	O-5mm	Figure 91J top slot
T36	\$13.60	Add to Cart	0.500" diameter		1.375"	Gray E	3.000" insulated	O-0.198"	Figure T36 Blanchard