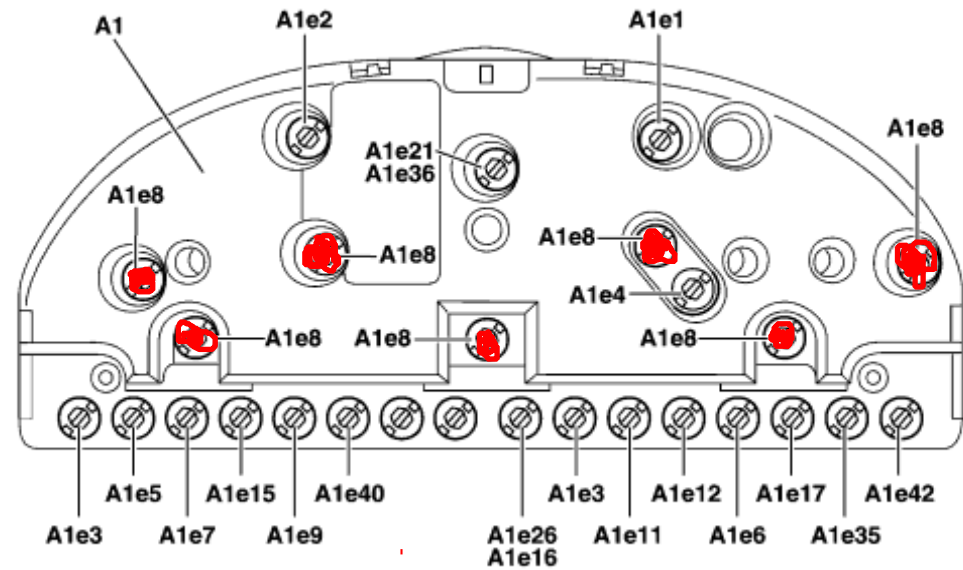


AR54.30-P-6049GH	Removing and installing bulbs of instrument cluster	21.1.97
------------------	---	---------






**MODEL 163****Instrument cluster**

A1e1 Left turn signal indicator lamp  
 A1e2 Right turn signal indicator lamp  
 A1e3 High beam indicator lamp  
 A1e4 Fuel reserve indicator lamp  
 A1e5 Generator charge indicator lamp  
 A1e6 Brake pad wear indicator lamp  
 A1e7 Low brake fluid level/parking brake indicator lamp  
 A1e8 Instrument illumination  
 A1e9 Seat belt reminder lamp  
 A1e11 Low ECL indicator lamp  
 A1e12 Low engine oil level indicator lamp  
 A1e15 SRS MIL  
 A1e17 ABS MIL  
 A1e21 ASR warning lamp  
 A1e26 "CHECK ENGINE" MIL  
 A1e35 ETS MIL  
 A1e36 ETS warning lamp  
 A1e40 Steering lock warning lamp  
 A1e42 ESP MIL



Illumination Bulbs A1e8 part #A001 544 55 94 12v/2w = to 194 bulb  
 All Others part #N910141 000000 12v/1.5w

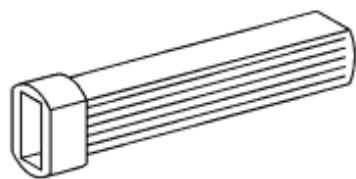
P54.30-0632-06

 	Removing, installing		
1	Disconnect ground cable from battery	 To prevent the disconnected ground cable contacting the ground point W16/4 unintentionally, insulate ground cable terminal.	<a href="#">AR54.10-P-0003A</a>
2	Remove instrument cluster		<a href="#">AR54.30-P-6015GH</a>
3	Remove bulbs		<a href="#">AR54.30-P-6049-01Z</a>
		 <b>Installation:</b> Install bulbs	<a href="#">AR54.30-P-6049-02Z</a>
4	Install in opposite order		



129 589 00 09 00

Socket



129 589 01 09 00

Socket