


AR68.20-P-2370GH	Remove/install armrest lid on center console	15.4.97
------------------	--	---------

**MODEL 163**

*Illustrated on model 163 up to 31.08.01*


- 1 Stowage compartment
- 2 Screws
- 3 Stowage box
- 4 Screws
- 5 Armrest cover



P68.20-0461-06

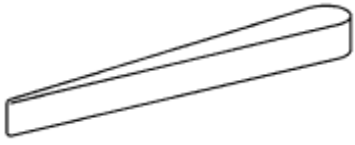
*Illustrated on model 163 as of 01.09.01*

- 4 Bolts
- 5 Armrest cover
- 6 Access openings



P68.20-2544-04

	Removing, installing		
1.1	Remove storage compartment (1)	Up to 31.08.01: Unclip stowage compartment (1) from stowage box (3)	
2.1	Unscrew screws (2) and remove stowage box (3)	up to 31.08.01	
3	Unscrew screws (4).		
4	Remove armrest lid (5)	As of 01.09.01: Insert long wedge into access openings (6) and loosen retaining lugs.	
		Long wedge	<a href="http://115.589.03.59.00">115 589 03 59 00</a>
5	Install in the reverse order		



115 589 03 59 00

Assembly wedge