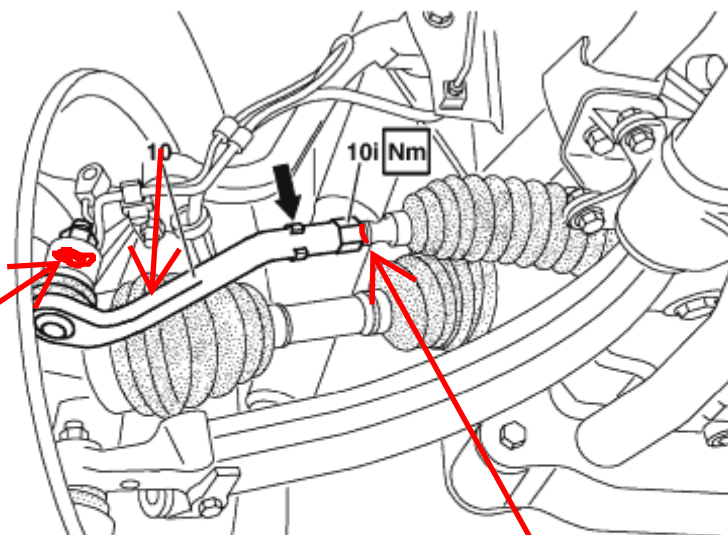


AR46.40-P-0200GH	Removing and installing tie rod	12.3.97
------------------	---------------------------------	---------

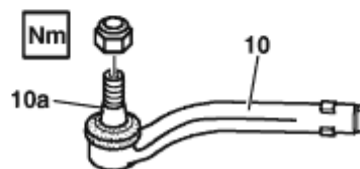
MODEL 163

- 10 Tie rod
- 10a Tie rod joint
- 10i Clamping nut



If you are not replacing the tie rod, do not use a pickle fork, otherwise you can.










Or strike this area with a large ballpeen hammer and the rod will drop out.



Loosen the locking nut until you can see the beginning of the threads. Then make a paint mark at the beginning of the treads and count revolutions when removing.

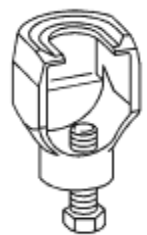
P46.40-0262-12

	<p>Removing, installing</p>		
<p>⚠ Danger!</p>	<p>Risk of fatal injury if the vehicle slips or topples off the lifting platform</p>	<p>Align vehicle between the columns of the lifting platform and position the four support plates at the lifting platform support points specified by the vehicle manufacturer.</p>	<p>AS00.00-Z-0010-01A</p>

	Notes on self-locking bolts and nuts		AH00.00-N-0001-01A
1	Remove front wheel		
 AP	Removing and fitting wheels		AP40.10-P-4050GH
2	Press tie rod joint (10a) off steering knuckle		AR46.40-P-0200-02C
		 Installation: Replace self-locking nut.	
	This step should be performed first if you are replacing the tie rod. Presoak clamping nut first.		BA46.40-P-1001-01C
		 Thrust piece	140 589 00 63 00
		 Puller	202 589 02 33 00
3	Slacken clamping nut (10i) and unscrew tie rod (10)	 Counter tie rod (arrow).	
		 Installation: On vehicles with speed-sensitive power steering the tie rod is marked with a "P". These tie rods are approx. 4 mm shorter.	
			BA46.40-P-1002-01C
4	Install in the reverse order		
5	Check toe on front axle and adjust if necessary	See: ↓	
		Performing chassis alignment check	AR40.20-P-0200A

 Tie rod

Number	Designation		Model 163
BA46.40-P-1001-01C	Self-locking nut, tie rod to steering knuckle	Nm	55
BA46.40-P-1002-01C	Clamping nut, tie rod to inner tie rod	Nm	50



202 589 02 33 00

Puller



140 589 00 63 00

Thrust piece