

AR35.31-P-0520-03GH	Check rear axle center assembly oil level, top up if necessary		
---------------------	--	--	--

Rear axle center assembly housing


Number	Designation				Model 163
BA35.31-P-1002-02A	Oil filler plug, rear axle center assembly			Nm	50
BA35.31-P-1003-02A	Oil drain screw for rear axle center assembly			Nm	50


Rear final-drive unit

Number	Designation			Model 163
BF35.31-P-1001-011	Filling capacity	Rear axle center assembly	Liters	1,65
		Specifications for Operating Fluids	Sheet	BB00.40-P-0235-07A

1 Clean area around oil filler plug (50g).

2 Unscrew oil filler plug (50g)

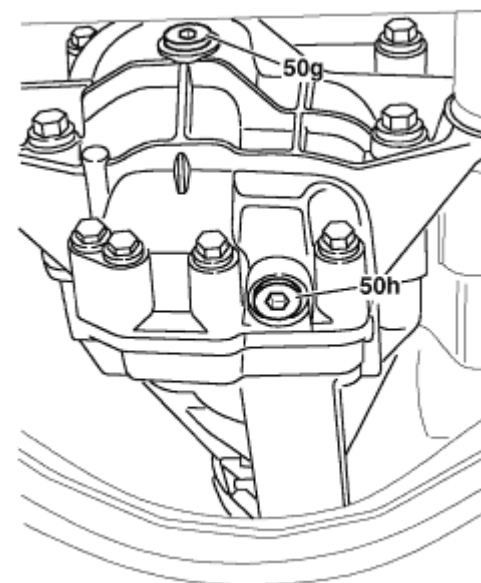
 The rear axle is correctly filled when the oil reaches the bottom edge of the filler hole. If necessary, top up hypoid gear oil (see Specifications for Operating Fluids, sheet 235.7) as far as the bottom edge of the oil filler hole.

 During the oil level check do not drain oil which flows out at the hot rear axle center assembly otherwise there is too little oil in the rear axle center assembly due to thermal expansion.

3 Replace sealing ring for oil filler plug.

4 Screw in oil filler plug and tighten

50 hrs Oil drain screw



P35.31-0482-02