



1. Remove T-Case.
2. Remove Low Range motor / remove coupling flange.
3. Open T-Case...




4. Remove chain with sprocket-wheels






and you see the broken / damaged Planetary Carrier




5. Remove it with axle.





6. Order new one.

7. Remove Intermediate Ring ...




8. ...oiling mechanism / housing and low gear sprocket-wheel with shifting rod





9. Remove Low/High speed Planetary Carrier (expand snap ring)



10. Clean it up!! (in each smallest nool was some filings )