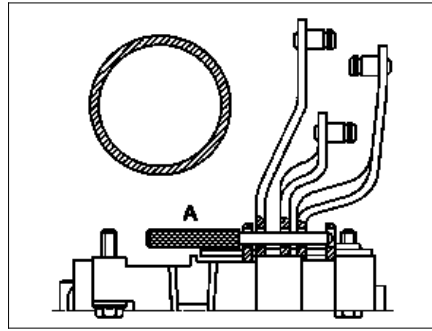


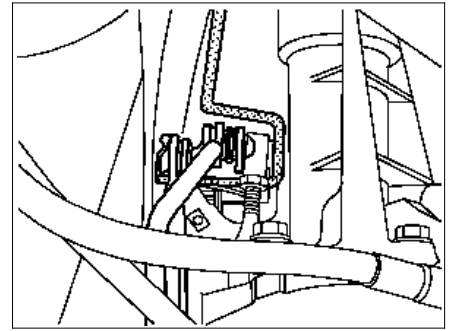
TRANSMISSION 717.41 /43 /44 /46

figure on left: Vehicles without 4MATIC



figure on right: Vehicles with 4MATIC



P26.60-0202-01



P26.60-0256-01

	Adjustment		
1	Move transmission to neutral position.		
2	Disengage, engage shift rods at the intermediate shift levers		
3	Disengage, engage shift rods for 1st/2nd and 3rd/4th gear at the transmission shift levers	4MATIC and 4-gate shift	
4	Locate intermediate shift lever with locating pin  WF  WF Locating pin for intermediate shift lever Locating pin for intermediate shift lever	Transmission 717.41/43 Transmission 717.44	WF58.50-P-2660-01A WF58.50-P-2660-01B
5	Adjust length of shift rod 5th/reverse gear using sliding device so that it is free from stress	4MATIC and 4-gate shift	
6	Remove locating pin		
7	Check shift when engine is running		