




AR83.40-P-6500GH	Remove/install switch unit/automatic air conditioning control module	7.3.01
------------------	--	--------

MODEL 163.154 /174 #A as of 289565,
163.157 /175

1 Instrument panel center section
2 Bolts
N22 AAC pushbutton control module



P83.40-2329-06

	Remove/install		
1	Remove center section of instrument panel		AR68.10-P-1030GH
2	Remove switch unit of AAC control and operating module (N22) from center part of instrument panel (1)		
3	Unscrew screws (2) from AAC control and operating module (N22)		
4	Disconnect AAC control and operating module (N22) from center section of instrument panel	 Loosen retaining clamps at the top and bottom.	
5	Install in the reverse order		