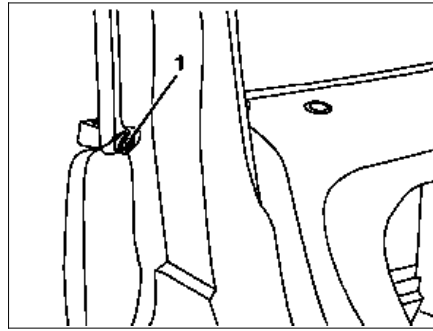
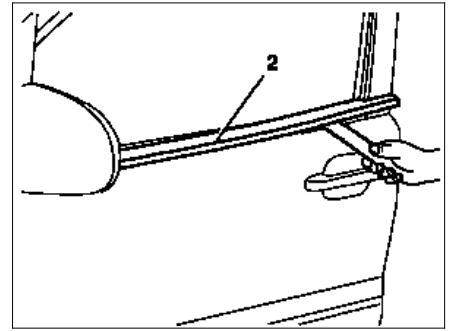


MODEL 163

- 1 Screw
- 2 Sealing rail

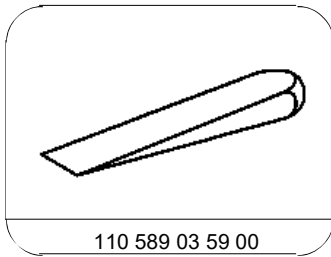


P72.10-0482-01



P72.10-0481-01

	Removal, installation		
1	Open side window		
2	Unscrew screw (1)		
3	Press sealing rail (2) off of window shaft	i Installation: Insert sealing rail below outside rearview mirror cover 	*110589035900
4	Install in opposite order		



110 589 03 59 00

Installation wedge