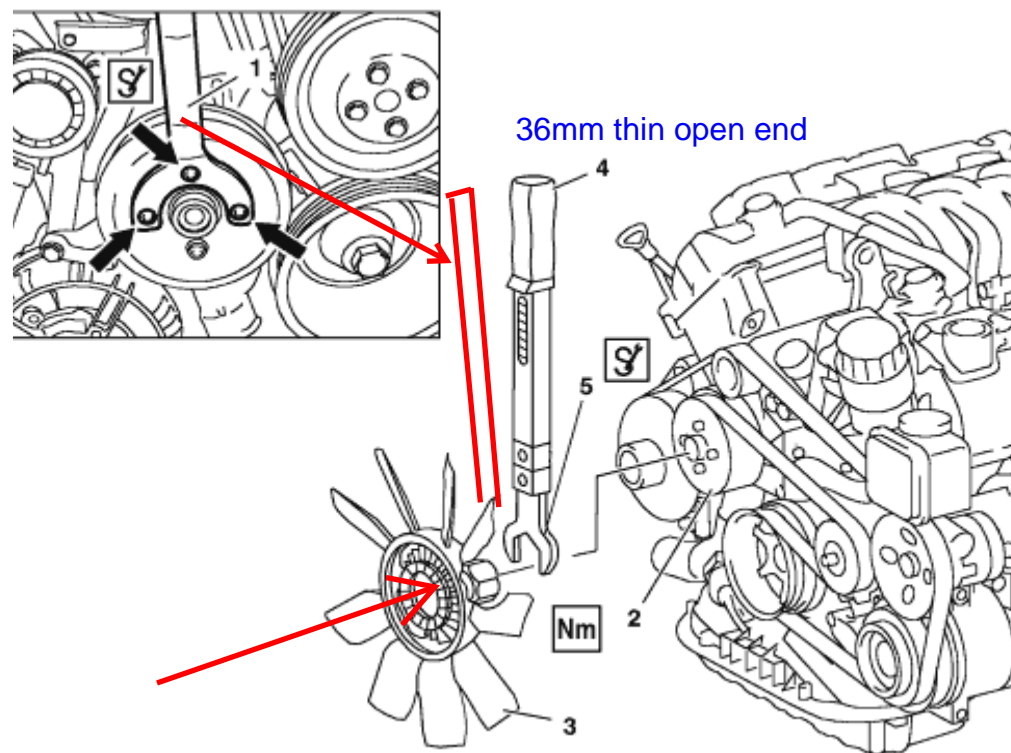


| | | |
|-----------------|-----------------------------------|---------|
| AR20.40-P-5660C | Remove/install viscous fan clutch | 12.6.96 |
|-----------------|-----------------------------------|---------|

ENGINE 112 in MODEL 163.154 /157
 ENGINE 113 in MODEL 163.172




Shown on Engine 112


- 1 Counterholder
- 2 Belt pulley
- 3 Viscous fan
- 4 Torque wrench
- 5 Open-end wrench bit



P20.40-0237-06

Looking down at the nut, turn it to the left, counter clockwise.

|  | Remove/Install | | |
|---|--|---|--|
| 1 | Fit counterholder (1) on bolts of belt pulley (2), counterhold |  Belt pulley of coolant pump | |
| | |  | 113 589 00 40 00 |

| | | | |
|---|--------------------------------------|--|------------------------------------|
| 2 | Unscrew union nut at visocus fan (3) | i Right-hand thread. | |
| | | i Installation: Use torque wrench with open-end wrench bit. | |
| | | Nm | BA20.40-P-1002-01B |
| | |  | 113 589 00 01 00 |
| 3 | Unbolt fan at viscous clutch | i Installation: The installation position of the fan is preset through cast-on ribs at fan ring. | |
| | | Nm | BA20.40-P-1001-01B |
| 4 | Install in the reverse order | | |

Nm Fan, fan clutch

| Number | Designation | | Engines 112.942/970 | Engine 113.942 |
|--------------------|--------------------------------|----|---------------------|----------------|
| BA20.40-P-1001-01B | Fan to viscous clutch | Nm | 10 | 10 |
| BA20.40-P-1002-01B | Viscous clutch to bearing body | Nm | 45 | 45 |



113 589 00 01 00

Open-end wrench bit



113 589 00 40 00

Counterholder