
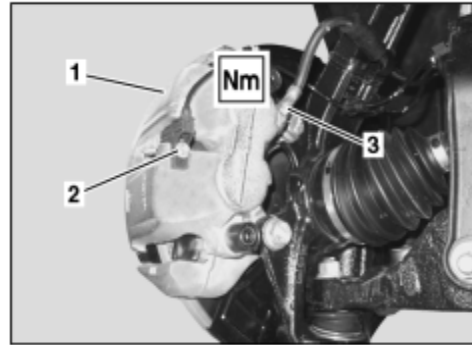


AR42.10-P-0070GZ	Remove/install front axle brake caliper	18.1.06
------------------	---	---------

MODEL 164









Shown on model 164.175

- 1 Floating caliper
- 2 Front brake pad contact sensor
- 3 Brake hose
- 4 Bolts
- 5 Floating caliper support



P42.10-2449-04

	Remove/install		
Danger!	Risk of death caused by vehicle slipping or toppling off of the lifting platform.	Align vehicle between the columns of the lifting platform and position the four support plates at the lifting platform support points specified by the vehicle manufacturer.	AS00.00-Z-0010-01A
Danger!	Risk of poisoning caused by swallowing brake fluid. Risk of injury caused by brake fluid coming into contact with skin and eyes.	Pour brake fluid only into suitable and appropriately marked containers. Wear protective clothing and eye protection when handling brake fluid.	AS42.50-Z-0001-01A
	Notes on repairs to brake system	All models	AH42.00-P-0003-01A
	Notes on installing brake hoses		AH42.10-P-9406-01GZ
1	Lift/jack up vehicle		AR00.60-P-1000GZ
2	Remove the front wheels		
WAP	Remove/install wheels, rotate if necessary		AP40.10-P-4050Z
3	Remove brake pads from floating brake caliper (1)		AR42.10-P-0160GZ

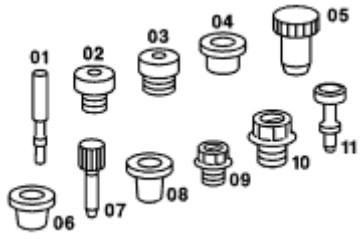
4	Detach brake hose (3) from floating brake caliper (1)	 Seal brake hose (3) immediately with stop plugs. The brake fluid expansion reservoir must not run empty otherwise air gets into the brake system.	
			BA42.10-P-1001-04J
		 Set of plugs	129 589 00 91 00
5	Detach electrical feed line of front brake pad contact sensor (2) from floating brake caliper (1)	 Installation: Replace bolt.	
	Notes on self-locking nuts and bolts	All models	AH00.00-N-0001-01A
	Notes on installing brake pad wear sensor contact sensors		AH42.10-P-0003-01GZ
6	Remove floating brake caliper (1)		
7	Unscrew bolts (4) and remove floating caliper carrier (5)	 Installation: Install new bolts (4).	
			BA42.10-P-1003-03F
8	Install in the reverse order		
9	Bleed brake system		AR42.10-P-0010GZ

 **Brake lines, brake hoses**

Number	Designation	Model 164.1/8	
BA42.10-P-1001-04J	Brake line to floating brake caliper		Nm 22

 **Front axle floating caliper**

Number	Designation	Model 164 except 164.177		Model 164.177
BA42.10-P-1003-03F	Self-locking bolt, brake caliper carrier to steering knuckle	Stage 1	Nm 80	80
		Stage 2	4° 45	45



129 589 00 91 00

Set of plugs