





- ▶ Press the  reset button again.
The settings of most functions are restored to the factory settings.

or












- ▶ If you want to retain the settings, do not press the  reset button a second time. After approximately five seconds, the Settings menu appears again.
- ▶ Press  or  to select a different menu.

Instrument cluster

Selecting the unit of measurement for distance

This function is only available in Canada. The Display Unit Speedometer/Odometer function allows you to choose whether certain displays appear in km/h or mph.

The selected unit of measurement for distance applies to:

- the analog speedometer
- the odometer and the trip odometer
- the trip computer
- the navigation instruction in the **Navigation** menu
- DISTRONIC
- ▶ Press  or  on the steering wheel to select the Settings menu.
- ▶ Press  to call up the selection of submenus.
- ▶ Press  or  to select the Instrument Cluster submenu.
- ▶ Press  to select Display Unit Speedometer/Odometer.
- ▶ Press the  or  button to select Km or Miles as the unit of measurement for distance.
- ▶ Press the ,  or  button to select a different display.