


MODEL 164

- 1 Fender liner
- 2 Bolt
- 7 Rear bumper




P88.20-2622-04

Shown on model 164.1

- 3 Paneling
- 4 Bolts
- 5 Long nut


X35/28 PTS, rear bumper connector



P88.20-2623-06

Shown on model 164.1

- 6 Bolt
- 7 Rear bumper

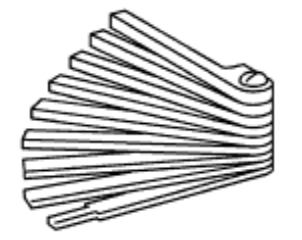


P88.20-2621-03

| Remove/install |   |  |                                    |
|----------------|---|--|------------------------------------|
| 1              | Loosen fender liner (1) in area of rear bumper (7)          | Do not remove tires.   |                                    |
| 2              | Unscrew bolt (2) on both sides.                             |  |                                    |
| 3              | Open rear-end door  |  |                                    |
| 4              | Open side paneling (3) in load compartment and remove       |  |                                    |
| 5              | Remove screws (4)   |  |                                    |
| 6              | Unscrew long nut (5) on left and right in rear crossmember. | The long nut (5) on left and right can be reached from the service opening on left or right. |                                    |
| 7.1            | Disconnect PTS connector, rear bumper (X35/28)              | Vehicles with Parktronic system (PTS), code Z20.   |                                    |
| 8              | Unscrew bolt (6) at bottom on rear bumper (7)               |  |                                    |
| 9              | Remove rear bumper (7) toward rear.                         | Use aid of helper  |                                    |
|                |   | <b>Installation:</b> If required, adjust gap.  |                                    |
|                |   |  | <a href="#">BE60.00-P-1002-01P</a> |
|                |   |  | <a href="#">BE60.00-P-1005-01P</a> |
|                |   |  | <a href="#">BE60.00-P-1006-01P</a> |
|                |   | Feeler gauge   | <a href="#">129.589.03.21.00</a>   |
| 10             | Install in the reverse order                                |  |                                    |

Test and adjustment values for gap dimensions

| Number             | Designation   |   | Model 164.1    | Model 164.8 |                                     |
|--------------------|---------------|---|----------------|-------------|-------------------------------------|
| BE60.00-P-1002-01P | Gap dimension | Rear bumper to fender                       | Dimension "C1" | mm -        | 0.0 (±0.5)                          |
|                    |               | Front door to rear door                     | Dimension "D"  | mm 5 (±0.5) | 5.0 (±1.0)                          |
|                    |               | Rear-end door to D-pillar                   | Dimension "D1" | mm 5 (±1)   | 5.0 (±1.0)                          |
|                    |               | Front door to rear door in area of B-pillar | Dimension "E"  | mm 5 (±0.5) | 5.0 (±1.0)                          |
|                    |               | Door sill molding to rear door              | Dimension "F"  | mm 6 (±1)   | 6.0 (±1.0)                          |
|                    |               |   | See picture    |             | <a href="#">AR60.00-P-0700-01GZ</a> |
| BE60.00-P-1005-01P | Gap dimension | Front bumper to fender                      | Dimension "Q"  | mm -        | 0.0 (±1.0)                          |
|                    |               | Taillamp to rear-end door                   | Dimension "R"  | mm 5 (±0.5) | 5.0 (±1.0)                          |
|                    |               | Bumper to taillamp                          | Dimension "S"  | mm 3 (±0.5) | 3.0 (±1.0)                          |
|                    |               | Taillamp to upper D-pillar                  | Dimension "T"  | mm 3 (±0.5) | 3.0 (±1.0)                          |
|                    |               | Taillamp to lower D-pillar                  | Dimension "T1" | mm 5 (±0.5) | 3.0 (±1.0)                          |
|                    |               |   | See picture    |             | <a href="#">AR60.00-P-0700-01GZ</a> |
| BE60.00-P-1006-01P | Gap dimension | Rear-end door to D-pillar                   | Dimension "D1" | mm -        | 5.0 (±1.0)                          |
|                    |               | for glass                                   | Dimension "U"  | mm 5 (±1)   | 5.0 (±1.0)                          |
|                    |               | Rear-end door to bumper                     | Dimension "V"  | mm 8 (±1.5) | 8.0 (±1.5)                          |
|                    |               | Antenna cover on roof                       | Dimension "W"  | mm 5 (±2)   | 6.0 (±2.5)                          |
|                    |               | On rear-end door                            | Dimension "W"  | mm 8 (±0.5) | 6.0 (±1.0)                          |
|                    |               |   | See picture    |             | <a href="#">AR60.00-P-0700-01GZ</a> |



129 589 03 21 00  
Feeler gauge