


Document title Remove/install rear bumper

Document number ar8820p2200gz

MODEL 164

- 1 Fender liner
- 2 Screw
- 7 Rear bumper




P88.20-2622-04

Shown on model 164.1

- 3 Trim panels
- 4 Bolts
- 5 Long nut


X35/28 PTS, rear bumper connector



P88.20-2623-06

Shown on model 164.1










- 6 Screw
- 7 Rear bumper



P88.20-2621-03

Modification notes

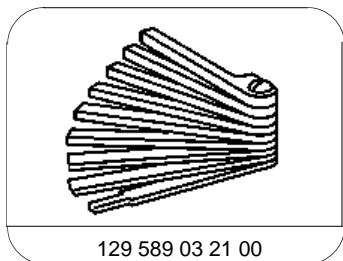
12.5.10	Disconnect blind spot assist connector	Step 8	
---------	--	--------	--

 	Remove/install		
1	Completely remove outer spare tire holder	 Only on vehicles with code (849) Spare tire holder/spare tire.	AR88.30-P-1008GZ
2	Detach inner fender (1) in area of rear bumper (7)	 Do not remove tires.	
3	Remove bolt (2) on both sides		
4	Open liftgate		
5	Open side paneling (3) in load compartment and remove		
6	Remove bolts (4)		
7	Unscrew long nut (5) on left and right in rear crossmember.	 The long nut (5) on left and right can be reached from the service opening on left or right.	
8	Disconnect rear bumper PTS connector (X35/28) and/or blind spot assist connector	 Vehicles with code (220) Parktronic system (PTS). Vehicles with code (234) Blind spot assist.	
9	Unscrew bolt (6) from lower bumper (7)		
10	Remove rear bumper (7) toward rear	 Use aid of helper.  Installation: If required, adjust gap.	*BE60.00-P-1002-01P *BE60.00-P-1005-01P *BE60.00-P-1006-01P *129589032100
11	Install in the reverse order	 Feeler gauge	

Test and adjustment values for gap dimensions

Number	Designation	Model 164.1	Model 164.8

BE60.00-P-1002-01P	Gap dimension	Rear bumper to fender	Dim. "C1"	mm	-	0.0 (±0.5)
		Front door to rear door	Dim. "D"	mm	5 (±0.5)	5.0 (±1.0)
		Rear-end door to D-pillar	Dim. "D1"	mm	5 (±1)	5.0 (±1.0)
		Front door to rear door in area of B-pillar	Dim. "E"	mm	5 (±0.5)	5.0 (±1.0)
		Door sill molding to rear door	Dim. "F"	mm	6 (±1)	6.0 (±1.0)
		See picture			AR60.00-P-0700-01 GZ	AR60.00-P-0700-01 GZ
BE60.00-P-1005-01P	Gap dimension	Front bumper to fender	Dim. "Q"	mm	-	0.0 (±1.0)
		Taillamp to rear-end door	Dim. "R"	mm	5 (±0.5)	5.0 (±1.0)
		Bumper to taillamp	Dim. "S"	mm	3 (±0.5)	3.0 (±1.0)
		Top of taillamp to D-pillar	Dim. "T"	mm	3 (±0.5)	3.0 (±1.0)
		Bottom of taillamp to D-pillar	Dim. "T1"	mm	5 (±0.5)	3.0 (±1.0)
		See picture			AR60.00-P-0700-01 GZ	AR60.00-P-0700-01 GZ
BE60.00-P-1006-01P	Gap dimension	Rear-end door to D-pillar	Dim. "D1"	mm	-	5.0 (±1.0)
		for glass	Dim. "U"	mm	5 (±1)	5.0 (±1.0)
		Rear door to bumper	Dim. "V"	mm	8 (±1.5)	8.0 (±1.5)
		Antenna cover on roof	Dim. "W"	mm	5 (±2)	6.0 (±2.5)
		on rear-end door	Dim. "W"	mm	8 (±0.5)	6.0 (±1.0)
		See picture			AR60.00-P-0700-01 GZ	AR60.00-P-0700-01 GZ



129 589 03 21 00

Feeler gauge