








AR46.30-P-0010GZ	Fill power steering pump and bleed	9.1.06
------------------	------------------------------------	--------



MODEL 164

*Illustrated on model 164.175**1 Power steering pump supply reservoir*

P46.30-2184-11

	Charging		
<b>Danger!</b>	<b>Risk of death</b> caused by vehicle slipping or toppling off of the lifting platform.	Align vehicle between the columns of the lifting platform and position the four support plates at the lifting platform support points specified by the vehicle manufacturer.	<a href="#">AS00.00-Z-0010-01A</a>
<b>Danger!</b>	<b>Risk of injury</b> to skin or eyes from hydraulic fluid spraying out under pressure. <b>Risk of poisoning</b> caused by swallowing hydraulic fluid.	Depressurize the hydraulic system completely before starting any work on the system. Wear protective clothing and safety glasses.	<a href="#">AS00.00-Z-0013-01A</a>
	<b>Do not start the engine!</b> The power steering pump must not draw in air	<b>i</b> Noise in the steering gear may cause an air cushion to be formed.	

	<b>under any circumstances</b> as the air drawn in can lead to destruction of the power steering pump	which may not be deflated until after a lengthy journey (> 50 km).	
1	Lift/jack up vehicle <b>front wheels off the ground</b>		<a href="#">AR00.60-P-1000GZ</a>
2	Fill reservoir of power steering pump (1) to approx. 10 mm below its upper edge using MB steering gear oil	 Add MB steering gear oil continuously, until the fluid level remains constant.	
	<b>Turn key to position #2</b>		<a href="#">BF46.20-P-1001-01C</a>
3	Turn steering wheel <b>slowly</b> from steering stop to steering stop until no more bubbles are formed in the reservoir of the power steering pump (1)	 Turn steering repeatedly from stop to stop several times, up to 30 times. During this procedure have an assistant pour MB steering gear oil into the reservoir of the power steering pump (1).	
	<b>Bleeding</b>		
 <b>Danger!</b>	<b>Risk of accident</b> caused by vehicle starting off by itself when engine is running. <b>Risk of injury</b> caused by contusions and burns during starting procedure or when working near the running engine	Secure vehicle to prevent it from moving by itself. Wear closed and snug-fitting work clothes. Do not grasp hot or rotating parts.	<a href="#">AS00.00-Z-0005-01A</a>
4	Start engine without moving the steering	 During this process an assistant must observe the steering gear oil level in the power steering pump reservoir (1) and top up with MB steering gear oil if necessary.	
5	While the engine is running, turn the steering wheels <b>slowly</b> several times from steering stop to steering stop, meanwhile add MB steering gear oil to the power steering pump reservoir (1)	 Repeat the process until the steering gear oil level in the power steering pump reservoir (1) remains constant and no more bubbles can be found.	
6	Check the steering gear oil level and correct if necessary		
 <b>AP</b>	Power steering - checking and correcting oil level		<a href="#">AP46.00-P-4611GZ</a>

	Check		
7	Check steering system for leaks	 A light steering gear oil film on the radial shaft sealing ring or on the housing separation surface of the steering gear is caused by the design. If there is a loss of steering gear oil, find and eliminate the cause.	
8	Lower vehicle		

 **Steering gear**

Number	Designation			Model 164
BF46.20-P-1001-01C	Power steering	Filling capacity	Liters	≈1.2
		MB steering gear oil	Sheet	<a href="#">BB00.40-P-0236-03A</a>