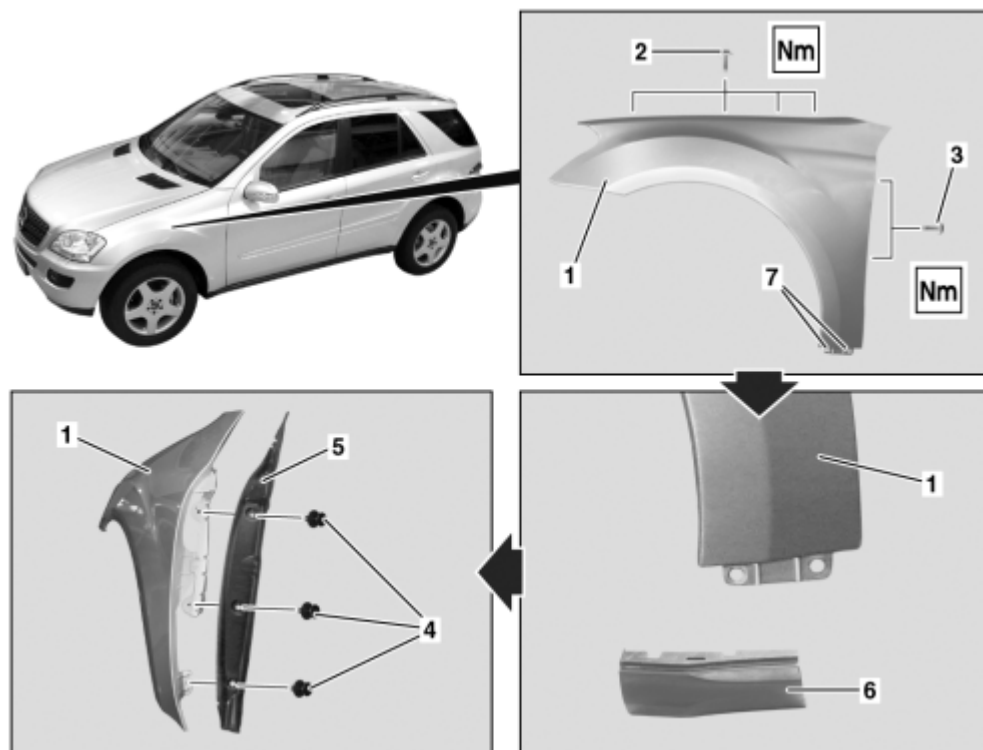




AR88.10-P-1000GZ	Remove/install front fenders	23.11.05
------------------	------------------------------	----------








MODEL 164.1

- 1 Front fender
 2 Bolts
 3 Bolts
 4 Expansion clips
 5 Fender cover



P88.10-2167-06

 	Remove/install		
1	Open engine hood and move to upright position		AR88.40-P-1000GZ
2	Remove fender liner in front fender		AR88.10-P-1300GZ
3	Remove connecting clamp between front fender (1) and bumper		

4	Undo bottom nut on longitudinal member paneling and remove		BA88.10-P-1001-01E
5	Unscrew bolt (2)		BA88.10-P-1001-01E
6	Undo bolts (3) on inside of A-pillar		BA88.10-P-1001-01E
7	Remove front fender (1)	 Installation: Insert insulation. Mount fender cover (5) with expansion clips (4).	
8	Install in the reverse order	 Check and adjust gaps:↓	
		Gap dimensions on hoods, doors and lids	AR60.00-P-0700-01GZ
			BE60.00-P-1001-01P
			BE60.00-P-1003-01P
			BE60.00-P-1005-01P
		 Feeler gauge	129 589 03 21 00
9	Supplement underbody protection and hollow cavity protection wax	 See Paintwork Manual.	AR97.20-P-1500GZ

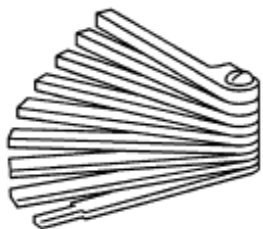
Test and adjustment values for gap dimensions

Number	Designation				Model 164.1
BE60.00-P-1001-01P	Gap dimension	Front fender to A-pillar	Dim. "A"	mm	4.5 (±0.5)
		Fuel filler flap	Dim. "A1"	mm	3 (±0.5)
		Fender to engine hood	Dim. "B"	mm	3.5 (±0.5)
		Rear door to side roof frame	Dim. "B1"	mm	4.5 (±0.5)
		Front fender to front door	Dim. "C"	mm	4.5 (±0.5)
			See picture		AR60.00-P-0700-01GZ
BE60.00-P-1003-01P	Gap dimension	Door sill molding to front door	Dim. "G"	mm	6 (±1)
		Rear door to rear fender	Dim. "H"	mm	4.5 (±0.5)

		Front door to A-pillar	Dim. "I"	mm	4.5 (±0.5)
		Fender to side headlamps	Dim. "J"	mm	4 (±1)
		Engine hood to front grille	Dim. "K"	mm	6 (±1.5)
			See picture		AR60.00-P-0700-01GZ
BE60.00-P-1005-01P	Gap dimension	Front bumper to fender	Dim. "Q"	mm	-
		Taillamp to rear-end door	Dim. "R"	mm	5 (±0.5)
		Bumper to taillamp	Dim. "S"	mm	3 (±0.5)
		Taillamp to upper D-pillar	Dim. "T"	mm	3 (±0.5)
		Taillamp to lower D-pillar	Dim. "T1"	mm	5 (±0.5)
			See picture		AR60.00-P-0700-01GZ

Fender

Number	Designation	Model 164.1/8
BA88.10-P-1001-01E	Mount, fender to body	Nm 10



129 589 03 21 00

Feeler gauge