



ENGINES 113.964, 272.967 in MODEL 164.1
ENGINES 273.923, 963 in MODEL 164.8

Shown on model 164.1 with engine 113.964

2 Bolt
G3/3x1 Left O2 sensor upstream TWC connector



P49.10-2465-06



P49.10-2470-07

Shown on model 164.1 with engine 113.964

3 Stiffening strut on the left
4 Bolts


5 Left catalytic converter
6 Bolts

G3/5x1 Connector for left O2 sensor downstream of TWC

Shown on model 164.1 with engine 113.964

8 Right catalytic converter
11 Bolt
12 Bolts


G3/4x1 Connector for right O2 sensor upstream of TWC
G3/6x1 Connector for right O2 sensor downstream of TWC




P49.10-2471-06

Shown on model 164.1 with engine 113.964

13 Exhaust rubber mount



P49.10-2472-11



P49.10-2473-09

Shown on model 164.1 with engine 113.964

14 Inner exhaust rubber mount

15 Bolts

16 Outer exhaust rubber bearing

| | Remove/install | | |
|-----|--|--|------------------------------------|
| | Risk of injury to skin and eyes caused by handling hot or glowing objects. | Wear safety gloves, protective clothing and safety glasses, if necessary. | AS00.00-Z-0002-01A |
| | Risk of death caused by vehicle slipping or toppling off the lifting platform. | Align vehicle between the columns of the lifting platform and position the four support plates at the lifting platform support points specified by the vehicle manufacturer. | AS00.00-Z-0010-01A |
| | Risk of injury caused by scraping or cutting body parts on sharp vehicle parts | Always wear protective gloves when working on or near sharp and non-deburred vehicle parts. Deburr repair panels. | AS00.00-Z-0017-01A |
| | Notes on self-locking nuts and bolts | All models | AH00.00-N-0001-01A |
| 1.1 | Remove air filter housing | Engine 113 | AR09.10-P-1150GZ |
| 2.1 | Raise vehicle. | Engine 272, 273 | AR00.60-P-1000GZ |
| 3 | Unclip connector for left O2 sensor, upstream of TWC (G3/3x1) and electrical lines for left O2 sensors out of retaining clamps | For engine 113: Access from above. | |
| | | For engines 272 and 273: access | |

| | | | |
|-----|--|--|------------------------------------|
| | | from below. | |
| 4 | Remove bolt (2) for catalytic converter bracket on catalytic converter | Engine 113 | BA49.10-P-1001-01S |
| | | Engine 272, 273 | BA49.10-P-1001-01W |
| 5.1 | Raise vehicle. | Engine 113 | AR00.60-P-1000GZ |
| 6 | Remove bolts (4) and stiffening strut on the left (3) | | BA22.10-P-1008-01S |
| | | | BA22.10-P-1010-01S |
| 7 | Exhaust system complete using transmission jack and transmission platform | Transmission jack | WE58.40-Z-1030-11A |
| | | Transmission plate | WE58.40-Z-1018-11A |
| 8 | Remove bolts (6) and left catalytic converter (5) from exhaust manifold | Installation: Clean connecting points of combustion and corrosion residues, replace bolts (6). | |
| | | Engine 113 | BA49.10-P-1002-01S |
| | | Engine 272, 273 | BA49.10-P-1002-01W |
| 9 | Unclip connector for left O2 sensor, upstream of TWC (G3/5x1) and electrical lines for left O2 sensors out of retaining clamps | | |
| 10 | Unplug right O2 sensor upstream TWC connector (G3/4x1) | | |
| 11 | Unclip connector for right O2 sensor, downstream of TWC (G3/6x1) and electrical lines out of retaining clamps | | |
| 12 | Remove right catalytic converter (8) by unscrewing the bolt (11) | Engine 113 | BA49.10-P-1001-01S |
| | | Engine 272, 273 | BA49.10-P-1001-01W |
| 13 | Remove bolts (12) and right catalytic converter (8) from exhaust manifold | Installation: Clean connecting points of combustion and corrosion residues, replace bolts (12). | |
| | | Engine 113 | BA49.10-P-1002-01S |
| | | Engine 272, 273 | BA49.10-P-1002-01W |
| 14 | Remove bolts from center muffler exhaust rubber mount (13) | Engine 113 | BA49.10-P-1008-01S |
| | | Engine 272, 273 | BA49.10-P-1008-01W |
| 15 | Remove bolts (15) from outer exhaust rubber bearing (16) | Engine 113 | BA49.10-P-1008-01S |
| | | Engine 272, 273 | BA49.10-P-1008-01W |
| 16 | Remove bolts on exhaust rubber mount on the inside (14) | Engine 113 | BA49.10-P-1007-01S |
| | | Engine 272, 273 | BA49.10-P-1007-01W |
| 17 | Remove complete exhaust system | With helper. | |
| | Checking | | |
| 18 | Check exhaust rubber mount (13), exhaust rubber mount on the inside (14) and exhaust rubber mount on the outside (16) | Check for wear, replace if required. | |
| | | Installation: Coat exhaust rubber mount with liquid lubricant for the purpose of easier installation. | |
| | | Liquid lubricant (Naphtolen H) | BR00.45-Z-1003-06A |
| 19 | Install in the reverse order | | |
| | Checking | | |
| 20 | Inspect installation position and clearance of exhaust system | The exhaust system must be installed free of stress, if necessary. Align exhaust system. | |
| | Danger! | Secure vehicle to prevent it from moving by itself. Wear closed and snug-fitting work clothes. Do not grasp hot or rotating parts. | AS00.00-Z-0005-01A |
| 21 | Conduct engine test run and inspect exhaust system for leaks | | |

Engine suspension, engine mounts, engine supports

| Number | Designation | | Engine 113.964 in model 164.175 | Engine 272.967 in model 164.1 |
|--------------------|---|--|------------------------------------|----------------------------------|
| BA22.10-P-1008-01S | Bolt, cross strut to engine crossmember | | 45 | 45 |
| BA22.10-P-1010-01S | Bolt, cross strut to body | | 45 | 45 |

Engine suspension, engine mounts, engine supports

| Number | Designation | | Engine 273 in model 164.8 |
|--------------------|---|--|------------------------------|
| BA22.10-P-1008-01S | Bolt, cross strut to engine crossmember | | 45 |
| BA22.10-P-1010-01S | Bolt, cross strut to body | | 45 |

Exhaust system

| Number | Designation | | Engine 113.964 in model 164.1 |
|--------------------|---|--|----------------------------------|
| BA49.10-P-1001-01S | Bolt, catalytic converter bracket to catalytic converter | | 20 |
| BA49.10-P-1002-01S | Bolt of flange connection to exhaust pipe or exhaust manifold | | 20 |
| BA49.10-P-1007-01S | Bolt, exhaust rubber mount bracket (inner) to body | | 20 |
| BA49.10-P-1008-01S | Bolt, exhaust rubber mount bracket (outer) to bumper bracket | | 12 |

Exhaust system

| Number | Designation | | Engine 272.967 in model 164.1 | Engine 273 in model 164.8 |
|--------------------|---|--|----------------------------------|------------------------------|
| BA49.10-P-1001-01W | Bolt, catalytic converter bracket to catalytic converter | | 20 | 20 |
| BA49.10-P-1002-01W | Bolt of flange connection to exhaust pipe or exhaust manifold | | 20 | 20 |
| BA49.10-P-1007-01W | Bolt, exhaust rubber mount bracket (inner) to body | | 20 | 20 |
| BA49.10-P-1008-01W | Bolt, exhaust rubber mount bracket (outer) to bumper bracket | | 12 | 12 |

Workshop equipment

| | |
|--------------------|-----------------------|
| WE58.40-Z-1018-11A | Transmission platform |
| WE58.40-Z-1030-11A | Transmission jack |

Auxiliary repair materials

| Number | Designation | Order number |
|--------------------|--------------------------------|---------------|
| BR00.45-Z-1003-06A | Liquid lubricant (Naphtolen H) | 000 989 01 60 |