


ENGINES 642 in MODEL 164, 251 with CODE (U42) BLUETEC diesel exhaust gas cleaning




1 Screw

B96/1 Left intake port shutoff end position sensor

B96/2 Right intake port shutoff end position sensor



P09.20-2244-06

 	Remove/install		
1	Remove intake port shutoff motor (M55)		AR09.20-P-1314GZB
2	Disconnect the electrical connector of LH intake port shutoff end position sensor (B96/1) or RH intake port shutoff end position sensor (B96/2)		
3	Unscrew bolt (1)	 Bolt, position sensor of end position sensor to charge air distribution line	*BA07.04-P-1016-01G
4	Take out LH intake port shutoff end position sensor (B96/1) or RH intake port shutoff end position sensor (B96/2)		
5	Install in the reverse order		

 Sensors

Number	Designation	Engine 642 with particle filter
BA07.04-P-1016-01G	Bolt, position sensor of end position sensor to charge air distribution line	Nm 8