





Operation no. of operation texts or standard texts and flat rates

Category	Op. no.	Operation text
P	024762	Connect and disconnect Diagnosis Assistance System (DAS)
P	025059	Read out and erase fault memory (with DAS connected)
P	026546	Code stationary heater control unit

	List of affected vehicles	Model 164 from WDC1641201A369383 to WDC1648861A522373 Model 251 from WDC2510201A077363 to WDC2511721A100294	SM83.70-P-1000-01AAA SM83.70-P-1000-01AAB
	Remove/install		
1	Connect Xentry DAS	 If Xentry DAS is already connected, proceed with operation step 2. Use Xentry DAS version 06/2009 or higher. The steps must be performed in accordance with Xentry DAS.	AD00.00-P-2000-04A
2	Code stationary heater control unit	 To do this, read in the menu item "A/C stationary heater with remote control"- "control unit adaptations"- "codings and change if necessary"-select "Heating time settings" heating time 30 min. Back to menu item "codings, read and change if necessary; select undervoltage shutoff threshold" and undervoltage shutoff threshold 11.8 V (gasoline) or 12.0 V (diesel).	
3	Complete Xentry DAS		AD00.00-P-2000-04A