


AR68.20-P-2240GZ

Remove/install front beverage holder

18.11.05



MODEL 164

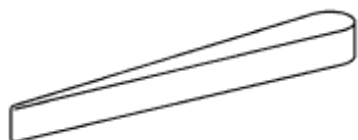
- 1 Ashtray housing
- 2 Cover
- 3 Access openings
- 4 Bolts
- 5 Beverage holder



P68.20-3241-06

☒ ☒	Remove/install		
1	Remove ashtray housing (1) from front center console		AR68.20-P-2400GZ
2	Open armrest		
3	Remove cover (2).	i Insert long wedge into access openings (3) and raise cover (2).	

		 Long wedge	115 589 03 59 00
4	Remove screws (4)		
5	Slide beverage holder (5) toward front (arrows) and raise		
6.1	Disconnect connector from beverage holder illumination (5).	 If present.	
7	Remove beverage holder (5).		
8	Install in the reverse order		



115 589 03 59 00

Long wedge