


Model 164, 166, 292
with code 489 (AIRMATIC)

Shown on model 164

- 1 Clip
- 2 Air intake hose
- 3 Electrical connectors
- 4 Pressure line
- 5 Nuts
- 6 AIRMATIC compressor



P32.22-2592-06

	Notes on AIRmatic		AH32.22-P-1000-02GZ
	Remove/install		
1	Switch off ignition and keep transmitter key at a location beyond transmitter range (at least 2 m)		
Danger!	Risk of death caused by vehicle slipping or toppling off of the lifting platform.	Align vehicle between vehicle lift columns and position the four support plates at the vehicle lift support points specified by the vehicle manufacturer.	AS00.00-Z-0010-01A
2	Lift vehicle on vehicle lift		AR00.60-P-1000GZ
3	Remove front section of fender liner in right front fender	Model 164 with code 489 (AIRMATIC) Model 166, 292 with code 489 (AIRMATIC)	AR88.10-P-1310GZ AR88.10-P-1310GQ
4	Undo clamp (1) and detach air intake hose (2)	Model 164 with code 489 (AIRMATIC)	
5	Disconnect electrical connectors (3)		
6	Unscrew pressure line (4) from AIRmatic compressor (6)	Pressure line, air suspension to compressor Socket wrench bit Knife	*BA32.22-P-1003-03B *211589000900 *000589122800
7	Seal pressure line (4) and AIRmatic compressor (6) using stop plugs	Record plug	*129589009100
8	Unscrew nuts (5) and remove AIRmatic compressor (6)	Nut, compressor to bracket	*BA32.22-P-1002-03B
9	Undo clamp (1) and detach air intake hose (2)	Model 166, 292 with code 489 (AIRMATIC)	
10 	Replace AIRmatic relay	Model 166 as of model year 2016 with code 489 (AIRMATIC) Model 292 with code 489 (AIRMATIC) Model 166 with code 489 (AIRMATIC) Model 164 up to model year 2008 with code 489 (AIRMATIC)	GF54.15-P-1256-36GN GF54.15-P-1257-03GR GF54.15-P-1257-02GZ

GF		Model 164.1 as of model year 2009 with code 489 (AIRMATIC) /YoM 08 model refinement packageModel 164.8 as of model year 2009 with code 489 (AIRMATIC)/YoM 08	GF54.15-P-1257-02GM
11	Install in the reverse order		
	Check		
12	Check elastomer bearings of AIRmatic compressor unit (A9/1)	Check condition and correct seating ↓ replace if necessary	
13	Check pressure line (4) and pressure line connections for damage and leaktightness		AR32.22-P-8100GZ

Air suspension

Number	Designation		Model 164.1/8 with code 489 (AIRMATIC)	Model 166
BA32.22-P-1002-03B	Nut, compressor to bracket	Nm	3	3

Air suspension

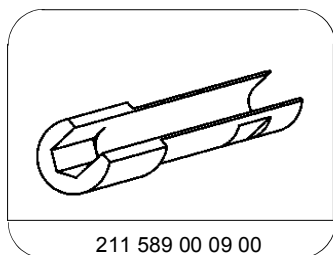
Number	Designation		Model 292
BA32.22-P-1002-03B	Nut, compressor to bracket	Nm	3

Air suspension

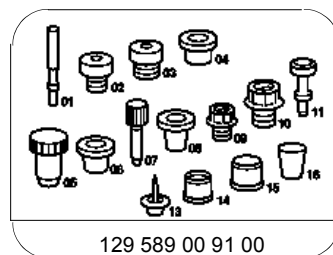
Number	Designation		Model 164.1/8 with code 489 (AIRMATIC)	Model 166
BA32.22-P-1003-03B	Pressure line, air suspension to compressor	Nm	3,5	3,5

Air suspension

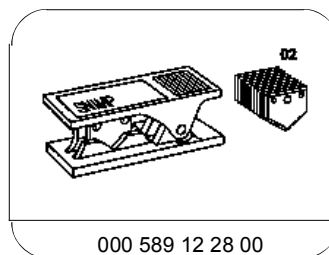
Number	Designation		Model 292
BA32.22-P-1003-03B	Pressure line, air suspension to compressor	Nm	3,5



Socket wrench bit



Record plug



Knife