






		Compressor	
11 BB	Remove refrigerant line (4) Compressor oils (specification 362.1)	 <b>Installation:</b> The sealing rings of the refrigerant line (4) must be replaced and moistened with compressor oil.	BB00.40-P-0362-01A
12	Seal exposed lines and connections with suitable plugs	 Open connections on the air conditioning system must generally be sealed. Otherwise, ingressed dirt and moisture will damage the air conditioning system.  Record plug	*129589009100
13 AP	Drain off engine oil and catch using a suitable container	Engine 156.980 in model 164.177 with code 580 (Air-conditioning system) Engine 156.980 in model 164.177 with code 581 (Automatic air conditioning)	AP18.00-P-0101GZA
14	Remove double clamp (6)	Engine 156.980 in model 164.177 with code 580 (Air-conditioning system) Engine 156.980 in model 164.177 with code 581 (Automatic air conditioning)	
15	Remove screw (7) from oil line flange connection (8)	Engine 156.980 in model 164.177 with code 580 (Air-conditioning system) Engine 156.980 in model 164.177 with code 581 (Automatic air conditioning)	
16	Disconnect oil line flange connection (8) and collect engine oil in suitable container	Engine 156.980 in model 164.177 with code 580 (Air-conditioning system) Engine 156.980 in model 164.177 with code 581 (Automatic air conditioning)	
17	Seal exposed lines and connections with suitable plugs	 Record plug	*129589009100
18	Remove screw/bolts (5)	 Engine 272.967 in model 164.156/186	*BA83.55-P-1001-01M