

AN31.10-P-8080GZU	Retrofit trailer coupling	24.1.06
-------------------	---------------------------	---------

MODEL 164 with CODE (494) USA version

Shown on model 164.1


3 Trailer hitch




P31.10-2844-06

Shown on model 164.1

1 Stiffening arm
2 Bolts



P31.10-2845-04



P31.10-2846-09














Shown on model 164.1

- 3 Trailer hitch
- 4 Bolts
- 5 Bolts

- 6 Nuts
- 7 Cap

- 8 Wiring harness
- 9 Trailer coupling wiring harness

	<p>Remove</p>		
<p> Danger!</p>	<p>Risk of death caused by vehicle slipping or toppling off of the lifting platform.</p>	<p>Align vehicle between the columns of the lifting platform and position the four support plates at the lifting platform support points specified by the vehicle manufacturer.</p>	<p>AS00.00-Z-0010-01A</p>

1	Raise vehicle with lifting platform		
 AR	Lift/jack up vehicle		AR00.60-P-1000GZ
2	Remove trim from spare tire well		
 AR	Remove/install spare tire well paneling		AR68.30-P-4620GZ
3	Remove carrier for rear bumper and rear SAM control unit	 Dispose of carrier for rear bumper and rear SAM control unit	
 AR	Remove/install carrier for rear bumper		AR88.20-P-2250GZ
	Modify		
4	Add bumper cutout		AN31.11-P-8080-02GZ
	Install		
5	Fasten stiffening arm (1) in place using bolts (2)	 Bolt, reinforcement arm to vehicle floor	BA31.11-P-1001-01G
6	Fasten trailer hitch (3) using bolts (4, 5) and nuts (6).	 Connect cap (7) to nut next to the wiring harness (8).	
		 Nut, trailer hitch to crossmember	BA31.11-P-1002-01G
		 Bolt, trailer hitch to crossmember	BA31.11-P-1003-01G
		 Bolt, trailer hitch to reinforcement arm	BA31.11-P-1004-01G
7	Install trailer hitch wiring harness (9)		AN31.19-P-8080-03GZ
8	Install right-hand ventilation		
9	Install heat shields		
10	Fasten rear muffler	 Engines 113, 156	BA49.10-P-1007-01S
		 Engines 113, 156	BA49.10-P-1008-01S
		 Engines 272, 273	BA49.10-P-1007-01W

		Nm Engines 272, 273	BA49.10-P-1008-01W
11	Install bracket for rear SAM control unit	i Route wiring harness for trailer hitch (9) under the bracket.	
12	Install new rear SAM control unit	i Insert the corresponding plug of the wiring harness for trailer hitch (9) in the rear SAM control unit.	
STAR	Remove/install rear SAM control unit		AR54.21-P-1269GZ
13	Install trim for spare tire well		
STAR	Remove/install spare tire well paneling		AR68.30-P-4620GZ
14	Install rear bumper	i Install impact absorber between the shock absorber and trailer hitch crossmember (3)	
STAR	Remove/install rear bumper		AR88.20-P-2200GZ
15	Code rear SAM control unit and CGW control unit with STAR DIAGNOSIS	i Set the coding in the menu "Detect trailer" from "NOT AVAILABLE" to "AVAILABLE".	
AD	Connect STAR DIAGNOSIS and read out fault memory		AD00.00-P-2000-04A
		STAR DIAGNOSIS diagnosis system	WH58.30-Z-1048-13A
16	Perform function check on trailer hitch socket		

Nm Trailer coupling mechanical system

Number	Designation		Model 164.1/8
BA31.11-P-1001-01G	Bolt, reinforcement arm to vehicle floor	Nm	66
BA31.11-P-1002-01G	Nut, trailer hitch to crossmember	Nm	66
BA31.11-P-1003-01G	Bolt, trailer hitch to crossmember	Nm	66
BA31.11-P-1004-01G	Bolt, trailer hitch to reinforcement arm	Nm	120

Nm Exhaust system

Number	Designation		Nm	Engine 113.964 in model 164.1	Engine 156.980 in model 164.1
BA49.10-P-1007-01S	Bolt for exhaust rubber mount bracket (inner) on body		Nm	20	20
BA49.10-P-1008-01S	Bolt for exhaust rubber mount bracket (outer) on bumper bracket		Nm	12	12

Nm Exhaust system

Number	Designation		Nm	Engine 272.967/981 in model 164.1	Engine 273 in model 164.8
BA49.10-P-1007-01W	Bolt for exhaust rubber mount bracket (inner) on body		Nm	20	20
BA49.10-P-1008-01W	Bolt for exhaust rubber mount bracket (outer) on bumper bracket		Nm	12	12

Commercially available tools

Number	Designation	
WH58.30-Z-1048-13A	STAR DIAGNOSIS diagnosis system, Compact Passenger Car	6511 1801 00

Parts ordering notes

Part no.	Designation	Quantity
KG99 (see EPC)	Trailer hitch parts kit	1