

P01.20-2148-09

Shown on engine 272

- | | | | | | |
|---|------------------------------------|-----|---------------------|------|--------------------------|
| 1 | Oil filter housing | 7 | Fuel pipe | 12 | Rubber mount |
| 2 | Power steering expansion reservoir | 8 | Fuel distributor | | |
| 3 | Front cover | 9 | Ground cable | T1/4 | Cylinder 4 ignition coil |
| 4 | Purge line | 10 | Cylinder head cover | T1/5 | Cylinder 5 ignition coil |
| 5 | Oil separator | 10a | Heat shield | T1/6 | Cylinder 6 ignition coil |
| 6 | Feed duct | 11 | Engine lifting eye | | |

	Remove/install		
Danger!	Risk of death caused by vehicle slipping or toppling off of the lifting platform.	Align vehicle between columns of vehicle lift and position four support plates at vehicle lift support points specified by vehicle manufacturer.	AS00.00-Z-0010-01A
Danger!	Risk of injury to skin and eyes caused by scalding from contact with hot coolant spray. Risk of poisoning caused by swallowing coolant.	Do not open cooling system unless coolant temperature is below 90°C. Open cap slowly and release the pressure. Do not pour coolant into beverage containers. Wear protective gloves, protective clothing and safety glasses.	AS20.00-Z-0001-01A
Danger!	Risk of injury caused by fingers being pinched or crushed when removing, installing or aligning hoods, doors, trunk lids, liftgates or sliding roof	Keep body parts and limbs well clear of moving parts.	AS00.00-Z-0011-01A
Danger!	Risk of explosion caused by fuel igniting, risk of poisoning caused by inhaling and swallowing fuel and risk of injury to eyes and skin caused by contact with fuel	No fire, sparks, open flames or smoking. Pour fuels only into suitable and appropriately marked containers. Wear protective clothing when handling fuel.	AS47.00-Z-0001-01A
1	Turn key in ignition lock to position "0"	Vehicles with Keyless Go, code 889: Press Keyless Go start/stop button repeatedly until ignition is switched off.	
2	Drain coolant at radiator Notes on coolant		AR20.00-P-1142GZC AH20.00-N-2080-01A
3	Remove air filter housing		AR09.10-P-1150GZA
4	Remove poly-V belt and clamping device		AR13.20-P-0001GZA
5	Remove coolant thermostat		AR20.10-P-2460GZA
6	Remove oil filter housing (1)		AR18.20-P-3471GZA
7	Suction off oil in power steering expansion reservoir (2)		*210589007100
8	Remove front cover (3) at left cylinder head		AR01.30-P-5700GZA
9	Disconnect purge line (4) at separation point (arrow)	Unclip purge line (4) from brackets on oil separator (5) and feed channel (6) and place to one side.	

10	Reduce fuel pressure with pressure hose via the service valve	Engine 272 with code 917 Fuel tank with exterior filter 	AR07.03-P-1460-01GZ *BA07.03-P-1004-01B *119589046300
11	Detach fuel line (7) at fuel distributor (8)	Catch escaping fuel with an absorbent rag! Seal connections immediately with stop plugs. 	*BA07.03-P-1001-01B *129589009100
12	Remove ignition coils for left cylinder bank		AR15.12-P-2003GZA
13	Remove oil separator (5)		AR01.20-P-9750GZA
14	Detach ground line (9) from cylinder head cover (10)		*BA01.30-P-1001-01O
15	Remove left rear engine lifting eye (11)		*BA01.30-P-1005-01O
16	Detach feed duct (6) from cylinder head cover (10)		*BA15.18-P-1002-01B
17	Detach front rubber mount (12) of air filter housing from cylinder head cover (10)		*BA01.30-P-1011-01O
18	Remove heat shield (10a)		*BA01.30-P-1017-01O
19	Loosen bolts for cylinder head cover (10) in reverse order of tightening procedure and remove them	Engine 272 Engine 273 	AR01.20-P-5014-03VA AR01.20-P-5014-03SX *BA01.30-P-1004-01O
20	Pry off cylinder head cover (10) from cylinder head carefully Notes on sealant path for cylinder head cover	To avoid damaging sealing surfaces, do not hit the tool for prying off between cylinder head cover (10) and cylinder head. Installation: Apply sealant to cylinder head cover (10). Engine 272 Engine 273 Loctite sealant 5970	AH01.30-P-1000-08V AH01.30-P-1000-08SX *112589002500 *BR00.45-Z-1013-01A
	Clean		
21	Clean sealing surfaces at cylinder head and at cylinder head cover (10)	Do not use any sharp-edged tools or abrasive paper as this will damage the sealing surfaces. Loctite 7200 Cleaning spray, Loctite 7063 (150ml)	AR01.00-P-0050-01A *BR00.45-Z-1038-04A *BR00.45-Z-1046-04A
22	Install in the reverse order		
23	Fill power steering pump and bleed	Model 164 Model 251	AR46.30-P-0010GZ AR46.30-P-0010RT
	Checking		
Danger!	Risk of accident caused by vehicle starting off by itself when engine is running. Risk of injury caused by contusions and burns during starting procedure or when working near the engine as it is running Conduct engine test run and check engine for leaks	Secure vehicle to prevent it from moving by itself. Wear closed and snug-fitting work clothes. Do not touch hot or rotating parts.	AS00.00-Z-0005-01A
24			

Injectors, injection valves, lines

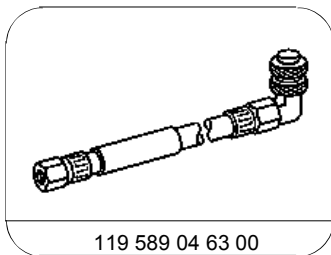
Number	Designation		Engine 272	Engine 273
BA07.03-P-1001-01B	Union nut, fuel line to fuel distributor		Nm 20	20
BA07.03-P-1004-01B	Protective cap on service valve	Plastic	Nm 2	-
		Metal	Nm 15	-

Cylinder head

Number	Designation			Engine 272	Engine 273	
BA01.30-P-1001-01O	Bolt, ground line to front cover	M6	Nm	9	9	
BA01.30-P-1004-01O	Bolt, cylinder head cover to cylinder head	M7	Stage 1	Nm	12	12
			Stage 2	△°	90	90
BA01.30-P-1005-01O	Bolt, lifting eye to cylinder head	M8	Nm	20	20	
BA01.30-P-1011-01O	Bolt, air filter housing rubber mount to cylinder head cover	M6	Nm	9	9	
BA01.30-P-1017-01O	Bolt, heat shield to cylinder head	M6	Nm	9	9	

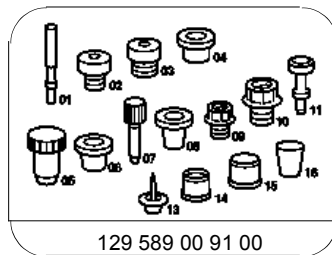
Nm Engine wiring harness

Number	Designation		Engine 272	Engine 273
BA15.18-P-1002-01B	Bolt, feed duct to cylinder head cover	Nm	8	8



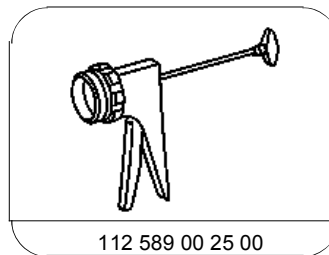
119 589 04 63 00

Pressure hose



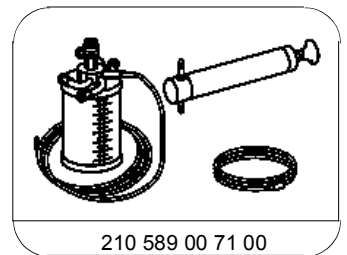
129 589 00 91 00

Set of stop plugs



112 589 00 25 00

Squeeze gun



210 589 00 71 00

Hand pump

Repair materials

Number	Designation	Order number
BR00.45-Z-1013-01A	Loctite sealant 5970	A 003 989 98 20
BR00.45-Z-1038-04A	Loctite 7200	Henkel Loctite Deutschland GmbH Arabellastrasse 17 81925 München Germany Tel. +49 899268-0 Fax + 49 899101978 www.Loctite.de
BR00.45-Z-1046-04A	Cleaning spray, Loctite 7063 (150ml)	A 001 986 71 71 10