


MODEL 164

Shown on vehicle with code (275) Memory package (driver's seat, steering column, mirror)

- 1 Cover
- 2 Screw
- 3 Cover
- 4 Cover
- 5 Bolts
- 6 Bracket




P91.10-2758-03








Shown on vehicle with code (275) Memory package (driver's seat, steering column, mirror)

- 7 Bolts
- 8 Seat cushion
- 9 Bracket
- 10 Electrical connectors

S68/1 Driver seat belt buckle and seat belt warning switch



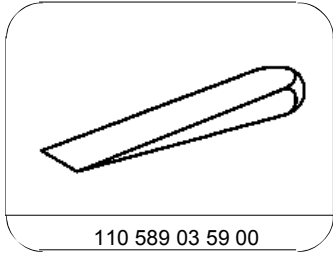
P91.10-2759-06

 	Remove/install		
1	Turn key in ignition switch to position "0".	 Vehicles with code (889) Keyless-Go: Press Keyless-Go start/stop button repeatedly until ignition is switched off.	
2	Unclip cover (1)	 Assembly wedge	*110589035900
3	Remove bolt (2)		*BA91.40-P-1001-01H
4	Unclip covers (3, 4)	 Assembly wedge	*110589035900
5	Remove bolts (5)		
6	Remove bracket (6)	 Place next to seat.	
7	Remove bolts (7)		
8	Lift up seat cushion (8) (arrow)		
9	Unclip brackets (9)		

10	Disconnect electrical connectors (10) from driver seat belt buckle and seat belt warning switch (S68/1)		
11	Remove seat cushion (8) (arrow)		
12	Install in the reverse order		

Nm Seat belts/emergency tensioning retractors

Number	Designation	Model
		164.1/8
BA91.40-P-1001-01H	Bolt at seat belt fitting	Nm 35



110 589 03 59 00

Mounting wedge