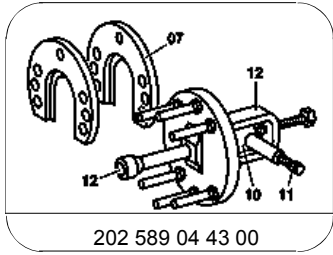


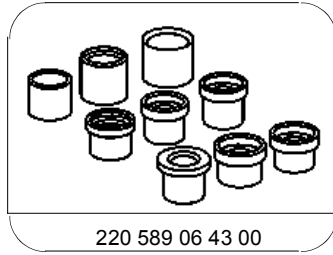
AR33.20-P-0315-01GZ	Pressing out and pulling in front axle shaft flange		
---------------------	---	--	--

**Modification notes**

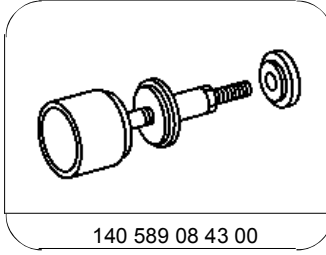
5.12.07	Repair method modified (Press out front axle shaft flange using workshop press)		
---------	---	--	--



Extraction tool




Press out/in tool



Extraction and insertion tool

**Press out front axle shaft flange**


- 1 Position upright (1) and press out tool on workshop press.  
*i* Use suitable horizontal base for support during pressing procedure.
- 2 Press front axle shaft flange (9) out of the steering knuckle (1) by operating the workshop press.  
*i* Check that the press out tool has been correctly positioned on the front axle shaft flange (9).



P33.20-2216-11

**Press in front axle shaft flange**

- 3 Position front axle shaft flange (9), upright (1) and press-in tool (01) on workshop press.  
*i* Use suitable horizontal base for support during pressing procedure.  
*i* Model 164.8: To support the bearing inner race use the washer 05 from the press out/in tool 140 589 08 43 00.
- 4 Press front axle shaft flange (9) into the steering knuckle (1) by operating the workshop press.  
*i* The front axle shaft flange (9) is seated correctly when the pressure on the workshop press's display increases constantly.



P33.20-2200-12