



1 Cover



P68.20-3361-01




P68.20-3362-09

2 Cover

4 Bolt

3 Clips



P68.20-3345-04

Remove/install		
1	Unlock armrest cover and position vertically	
2	Unclip cover (1) through holes (arrows A)	
3	Pull out cover (1) upwards (arrow B)	<b>i</b> <b>Installation:</b> Observe installation position of cover.
4	Unclip cover (2) at left and right clips (3)	<b>!</b> Carefully press clips inwards. Danger of breaking cover!
5	Detach cover (2) to the rear (arrow C)	<b>i</b> <b>Installation:</b> Observe installation position of cover.
6	Unscrew bolt (4)	
7	Remove stowage box upward	<b>i</b> <b>Installation:</b> Pay attention to guides (arrows D).

8	Install in the reverse order		
---	------------------------------	--	--