


MODEL 164

- 1 Fender liner
- 2 Screw
- 7 Rear bumper




P88.20-2622-04

Shown on model 164.1

- 3 Trim panels
- 4 Bolts
- 5 Long nut


X35/28 PTS, rear bumper connector



P88.20-2623-06

Shown on model 164.1










- 6 Screw
- 7 Rear bumper



P88.20-2621-03

Modification notes

12.5.10	Disconnect blind spot assist connector	Step 8	
---------	--	--------	--

 	Remove/install		
1	Completely remove outer spare tire holder	 Only on vehicles with code (849) Spare tire holder/spare tire.	AR88.30-P-1008GZ
2	Detach inner fender (1) in area of rear bumper (7)	 Do not remove tires.	
3	Remove bolt (2) on both sides		
4	Open liftgate		
5	Open side paneling (3) in load compartment and remove		
6	Remove bolts (4)		
7	Unscrew long nut (5) on left and right in rear crossmember.	 The long nut (5) on left and right can be reached from the service opening on left or right.	
8	Disconnect rear bumper PTS connector (X35/28) and/or blind spot assist connector	 Vehicles with code (220) Parktronic system (PTS). Vehicles with code (234) Blind spot assist.	
9	Unscrew bolt (6) from lower bumper (7)		
10	Remove rear bumper (7) toward rear	 Use aid of helper.  Installation: If required, adjust gap.  Feeler gauge	*BE60.00-P-1002-01P *BE60.00-P-1005-01P *BE60.00-P-1006-01P *129589032100
11	Install in the reverse order		

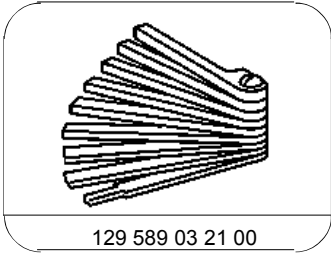
Test and adjustment values for gap dimensions

Number	Designation	Model 164.1	Model 164.8		
BE60.00-P-1002-01P	Gap dimension	Rear bumper to fender	Dim. "C1" mm -	0.0 (±0.5)	
		Front door to rear door	Dim. "D" mm	5 (±0.5)	5.0 (±1.0)
		Rear-end door to D-pillar	Dim. "D1" mm	5 (±1)	5.0 (±1.0)
		Front door to rear door in area of B-pillar	Dim. "E" mm	5 (±0.5)	5.0 (±1.0)
		Door sill molding to rear door	Dim. "F" mm	6 (±1)	6.0 (±1.0)
		See picture	AR60.00-P-0700-01GZ	AR60.00-P-0700-01GZ	
BE60.00-P-1005-01P	Gap dimension	Front bumper to fender	Dim. "Q" mm -	0.0 (±1.0)	
		Taillamp to rear-end door	Dim. "R" mm	5 (±0.5)	5.0 (±1.0)
		Bumper to taillamp	Dim. "S" mm	3 (±0.5)	3.0 (±1.0)
		Top of taillamp to D-pillar	Dim. "T" mm	3 (±0.5)	3.0 (±1.0)
		Bottom of taillamp to D-pillar	Dim. "T1" mm	5 (±0.5)	3.0 (±1.0)
		See picture	AR60.00-P-0700-01GZ	AR60.00-P-0700-01GZ	
BE60.00-P-1006-01P	Gap dimension	Rear-end door to D-pillar	Dim. "D1" mm -	5.0 (±1.0)	
		for glass	Dim. "U" mm	5 (±1)	5.0 (±1.0)
		Rear door to bumper	Dim. "V" mm	8 (±1.5)	8.0 (±1.5)
		Antenna cover			
		on roof	Dim. "W" mm	5 (±2)	6.0 (±2.5)
		on rear-end door	Dim. "W" mm	8 (±0.5)	6.0 (±1.0)

See picture

AR60.00-P-0700-01GZ

AR60.00-P-0700-01GZ



Feeler gauge