


MODEL 164





Trunk

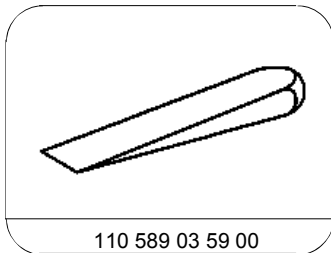
Shown on model 164.1

- 1 Bolts
- 2 Door sill molding



P68.30-3019-11

 	Remove/install		
1	Remove bolts (1)		
2	Unclip door sill molding (2)	 Unclip in marked areas (arrows)  Mounting wedge	*110589035900
3	Install in the reverse order		



110 589 03 59 00

Mounting wedge