






## MODEL 164.1

## 60 % rear seat

- 1 Release handle
- 2 60 % rear seat
- 3 Bolts



P91.12-2742-11

 	Remove/install		
1	Pull release handle (1) up and move 60 % rear seat (2) to the vertical position	 <b>Installation:</b> 60 % rear seat (2) must latch.	
2	Remove bolts (3)		<a href="#">*BA91.12-P-1001-03F</a>
3	Remove 60 % rear seat (2)		
4	Install in the reverse order		

 Rear seats

Number	Designation	Model
BA91.12-P-1001-03F	Bolt, rear seat console to vehicle floor	Nm 50