




- 1 Air filter housing
- 2 Cover
- 3, 4 Dust filter



P83.00-2161-05

	Remove/install		
1  AR	Remove glove compartment Remove/install glove box		AR68.10-P-1400GZ
2	Unlock cover (2) on dust filter housing (1) in direction of the arrow and remove		
3	Remove dust filters (3, 4)	ⓘ Installation: Replace dust filters (3, 4), do not clean. ⓘ Installation: Observe the installation position (arrows) printed on the dust filters (3, 4).	
4	Install in the reverse order		