

MODEL 164



P88.20-2627-01

Shown on model 164.1

- 1 Bolts
- 2 Clips




P88.20-2629-01

Shown on model 164.1

- 4 Screw
- 5 Bracket

Shown on model 164.8

- 3 Bolts




P88.20-2628-10

Shown on model 164.1 with code 220 Parktronic system (PTS)

- 6 Electrical connector

- X26/32 Left front engine compartment/bumper connector
- X26/36 Right front engine compartment/bumper connector



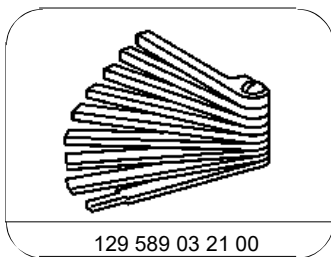
P88.20-2630-12

	Remove/install		
	Risk of death caused by vehicle slipping or toppling off of the lifting platform.	Align vehicle between lifting platform columns and position the four mounting plates at lifting platform mounting points specified by manufacturer.	AS00.00-Z-0010-01A
1	Lift/jack up vehicle		AR00.60-P-1000GZ
2	Remove bolt (1)		
3	Unclip clips (2)		
4	Remove front section of fender liner in right and left front fender		AR88.10-P-1310GZ
5	Remove bolt (3)	i On model 164.8 additional bolts in vehicle center.	
6	Remove expansion rivet on underride guard	i Only on vehicles with code 430 Offroad package.	

7	Remove bolt (4), pivot bracket (5) to vehicle and remove toward rear.	i On left and right.	
8	Disconnect electrical connector (6) from left engine compartment/bumper connector (X26/32)		
9	Disconnect electrical connector (6) from right front engine compartment/bumper connector (X26/36)	i On vehicles with code 220 Parktronic system (PTS).	
10	Remove bumper toward front.	i Use aid of helper. i Installation: If required, adjust gap. Gap dimension Gap dimension S Feeler gauge	*BE60.00-P-1004-01P *BE60.00-P-1005-01P *129589032100
11	Check and correct the adjustment of the headlamps		AP82.10-P-8260GZ
12	Install in the reverse order		

Test and adjustment values for gap dimensions

Number	Designation	Model 164.1	Model 164.8		
BE60.00-P-1004-01P	Gap dimension	Rear door to C-pillar	Dim. "L" mm	4.5 (±0.5)	4,5 (±1,0)
		Engine hood to headlamp	Dim. "M" mm	4 (±1)	4,0 (±1,0)
		Bumper to headlamp	Dim. "N" mm	4 (±1)	4,0 (±1,0)
		Front grille to bumper	Dim. "O" mm	6 (±1.5)	-
		Taillamp to rear-end door	Dim. "P" mm	5 (±0.5)	5.0 (±1.0)
		See picture		AR60.00-P-0700-01GZ	AR60.00-P-0700-01GZ
BE60.00-P-1005-01P	Gap dimension	Front bumper to fender	Dim. "Q" mm	-	0,0 (±1,0)
		Taillamp to rear-end door	Dim. "R" mm	5 (±0.5)	5.0 (±1.0)
		Bumper to taillamp	Dim. "S" mm	3 (±0.5)	3,0 (±1,0)
		Top of taillamp to D-pillar	Dim. "T" mm	3 (±0.5)	3,0 (±1,0)
		Bottom of taillamp to D-pillar	Dim. "T1" mm	5 (±0.5)	3,0 (±1,0)
		See picture		AR60.00-P-0700-01GZ	AR60.00-P-0700-01GZ



129 589 03 21 00

Feeler gauge