





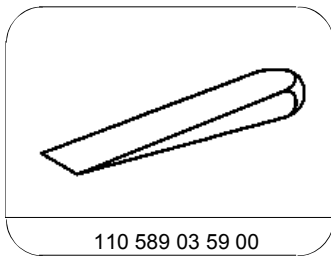
MODEL 164

- 1 Paneling
- 2 Edge guard
- 3 Retaining clips
- 4 Retaining clip



P68.30-3021-04

	Removal/installation		
1	Remove door sill molding from left front door		AR68.30-P-4100GZ
2	Remove edge guard (2) in area of paneling (1)		
3	Unclip paneling (1) from retaining clips (3) with mounting wedge	 Mounting wedge	*110589035900
4	Pull out paneling (1) and remove	 Installation: Guide must arrest in retaining clip (4)	
5	Install in the reverse sequence		



110 589 03 59 00

Mounting wedge