


Model 164, 166, 292



P42.10-2456-09

Shown on front axle of model 164

- 1 Brake line
- 2 Brake hose
- 3 Bracket

- 4 Brake caliper
- 5 Bracket
- 6 Bracket



P42.10-2457-09


Rear axle shown on model 164

- 1 Brake line

- 4 Brake caliper

- 2 Brake hose
- 3 Bracket

- 6 Bracket



P42.10-2887-09

Shown on model 166

- 1 Brake line
- 2 Brake hose
- 3 Bracket

- 4 Brake caliper
- 6 Bracket

| | | | |
|---------------|--|--|--|
| Warning | Risk of injury. Skin or eye injuries may result when handling hot or glowing objects. | Wear protective gloves, protective clothing and safety glasses, if necessary. | AS00.00-Z-0002-01A |
| Caution | Risk of poisoning from swallowing brake fluid. Risk of injury from skin and eye contact with brake fluid | Only pour brake fluid into suitable and appropriately marked containers. Wear protective clothing and eye protection when handling brake fluid. | AS42.50-Z-0001-01A |
| | Notes on installing brake hoses | | AH42.10-P-9406-01A |
| | Notes on repairs to brake system | | AH42.00-P-0003-01A |
| | Brake fluid notes | | AH42.50-P-0001-01A |
| | Remove/install | | |
| 1 AP AP | Detach corresponding complete wheel | Model 164 Model 166 Model 292 | AP40.10-P-4050Z AP40.10-P-4050EW AR40.10-P-1100GQC |
| | Clean | | |
| 2 | Clean the area around the brake line (1) and brake hose (2) in the area of the separation points | Before opening the brake system, the area around the separating point must be cleaned thoroughly. Even the smallest dirt particles, introduced into the hydraulic components, can lead to malfunctions and a total failure of the brake system. | |
| 3 | Detach brake line (1) from brake hose (2) | Installation: Do not twist bracket (3). Brake line to brake hose Box wrench bit In model 166 the brake caliper (4) on the rear axle may not be drained. ↓ Otherwise it must be replaced. | *BA42.10-P-1002-04J *000589750300 |
| 4 | Seal exposed connections | Seal connections immediately. Otherwise, escaping brake fluid may damage adjacent components. | |

| | | | |
|----|--|--|--------------------------------------|
| | | Record plug | *129589009100 |
| 5 | Detach brake hose (2) from bracket (6) | Model 166, 292 | |
| 6 | Unscrew brake hose (2) from brake caliper (4) | Brake hose to brake caliper Box wrench | *BA42.10-P-1001-04J *000589760300 |
| 7 | Seal exposed connections | Seal connections immediately. Otherwise, escaping brake fluid may damage adjacent components. Record plug | *129589009100 |
| 8 | Detach brake hose (2) from bracket (5) | Model 164 on front axle. Pliers | *164589013700 |
| 9 | Detach brake hose (2) from bracket (6) | Model 164 | |
| 10 | Use water to rinse off any escaped brake fluid | | |
| 11 | Install in the reverse order | | |
| | Bleed brake system | | |
| 12 | Bleed brake system | Model 164 Model 166, 292 | AR42.10-P-0010GZ AR42.10-P-0010CW |
| | Check | | |
| 13 | Check brake system for leaks | | AR42.10-P-0100-01GZ |
| 14 | Carry out brake test on the test stand | | AP42.00-P-4290BA |

Brake lines, brake hoses

| Number | Designation | | Model 164.1/8 | Model 166 |
|--------------------|-----------------------------|----|---------------|-----------|
| BA42.10-P-1001-04J | Brake hose to brake caliper | Nm | 22 | 24 |

Brake lines, brake hoses

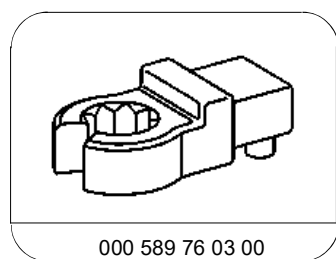
| Number | Designation | | Model 292 |
|--------------------|-----------------------------|----|-----------|
| BA42.10-P-1001-04J | Brake hose to brake caliper | Nm | 24 |

Brake lines, brake hoses

| Number | Designation | | Model 164.1/8 | Model 166 |
|--------------------|--------------------------|----|---------------|-----------|
| BA42.10-P-1002-04J | Brake line to brake hose | Nm | 15 | 14 |

Brake lines, brake hoses

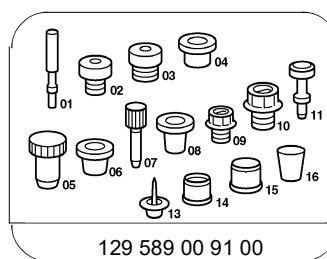
| Number | Designation | | Model 292 |
|--------------------|--------------------------|----|-----------|
| BA42.10-P-1002-04J | Brake line to brake hose | Nm | 14 |



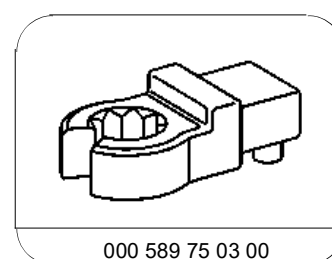
Box wrench



Pliers



Record plug



Box wrench bit