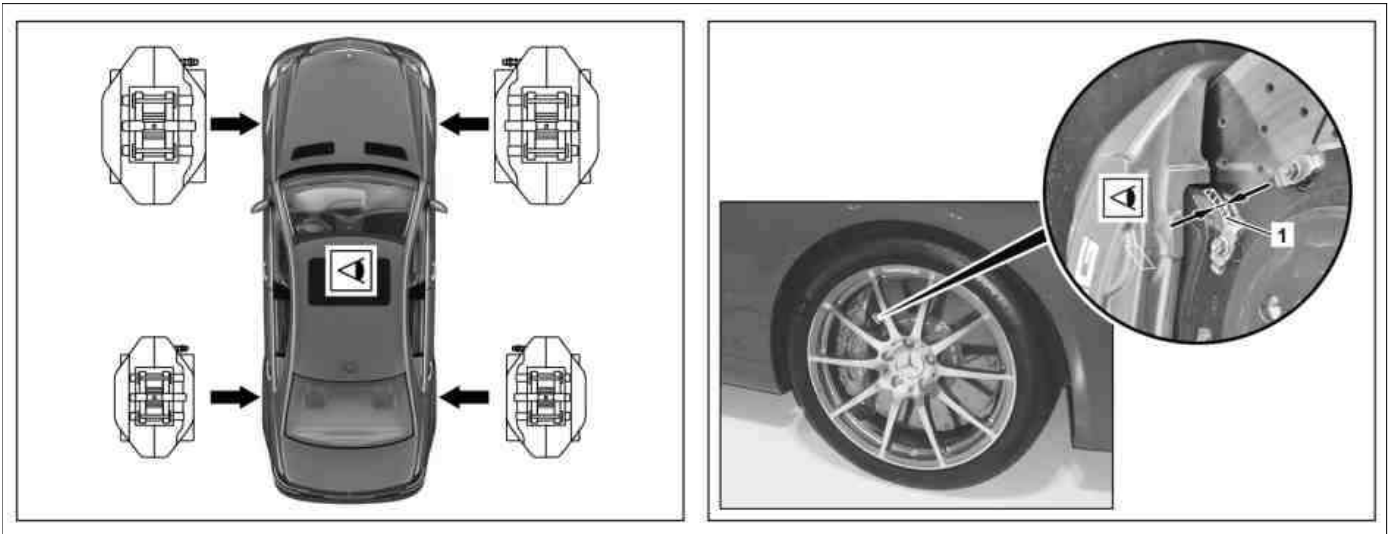
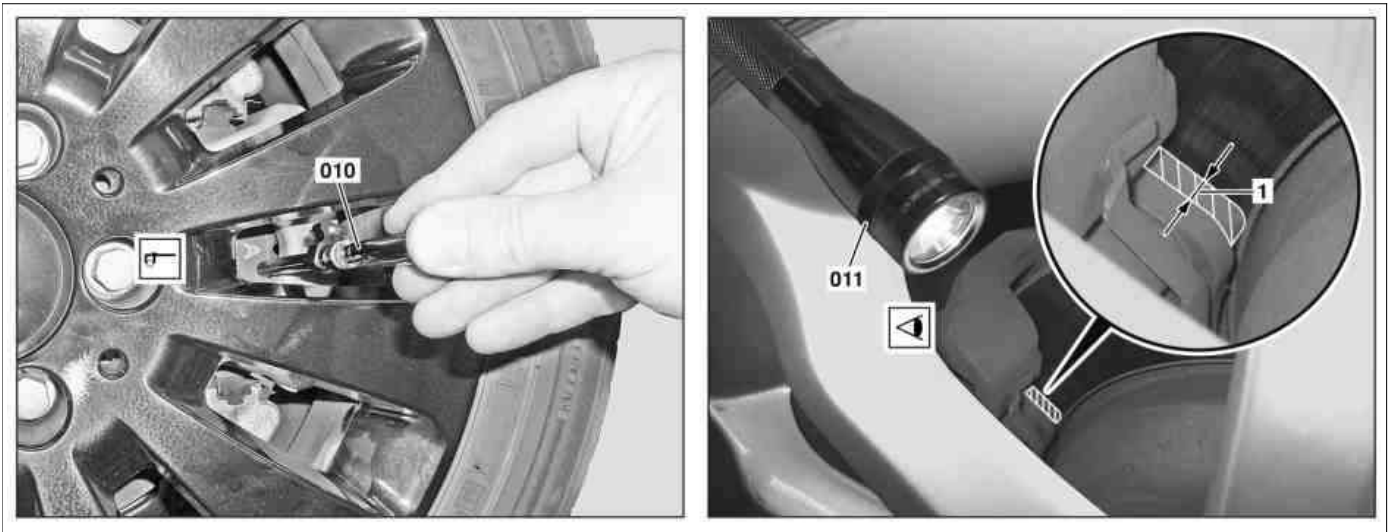


Model 126, 164, 166, 169, 171, 197, 201, 204, 209, 211, 216, 219, 221, 230, 231, 240, 245 (except 245.286), 251



P42.10-2945-08

1 Lining thickness

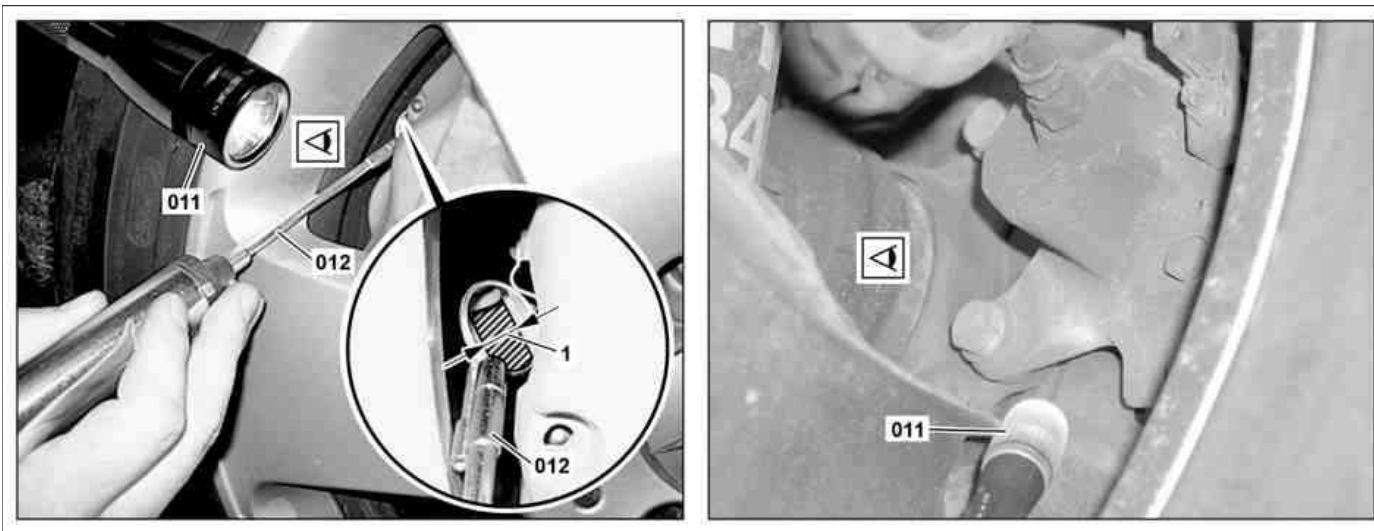


P42.10-2645-08

1 Lining thickness

010 Gauge

011 Flashlight



P42.10-2972-08

1 Lining thickness

011 Flashlight

012 Mirror

<p>⚠ Danger!</p>	<p>Risk of death caused by vehicle slipping or toppling off of the lifting platform.</p>	<p>Align vehicle between vehicle lift columns and position the four support plates at the vehicle lift support points specified by the vehicle manufacturer.</p>	<p>AS00.00-Z-0010-01A</p>
<p>⚠ Danger!</p>	<p>Risk of injury. Skin or eye injuries may result when handling hot or glowing objects.</p>	<p>Wear protective gloves, protective clothing and safety glasses, if necessary.</p>	<p>AS00.00-Z-0002-01A</p>
<p>📄</p>	<p>Notes on handling, transport and storage of ceramic brake disks</p>		<p>AH42.10-P-9406-13A</p>
<p>📄</p>	<p>Notes on repairs to brake system</p>		<p>AH42.00-P-0003-01A</p>
<p>🔍</p>	<p>Check</p>		
<p>1</p>	<p>Check lining thickness (1) of brake pads using gauge (010)</p>	<p>Model 126, 164, 166, 169, 171, 197, 201, 204, 209, 211, 216, 219, 221, 230, 231, 240, 245 (except 245.286), 251 Model 164, 166, 169, 197.3/4, 204, 209, 216 (except 216.374/377/379), 221 (except 221.074/077/174/177/179), 230, 231, 245 (except 245.286), 251 i If necessary, use flashlight (011) or mirror (012). <input checked="" type="checkbox"/> Brake pad test gauge <input checked="" type="checkbox"/> Gauge adapter If access not possible due to mounted wheel and tire assembly: ↓ Perform measurement on inner brake lining. If measurement on brake lining is not possible: ↓ Subject to separate repair order, remove complete wheels and perform appropriate measurements.</p>	<p>AP42.10-P-4253-01GZ *211589062300 *164589102300</p>
<p>2</p>	<p>Determine likely remaining distance of brake linings</p>	<p>Model 126, 164, 166, 169, 171, 197, 201, 204, 209, 211, 216, 219, 221, 230, 231, 240, 245 (except 245.286), 251 📄 If the wear limit for the brake linings is reached, the brake linings must be replaced subject to separate repair order. Otherwise the braking effect may be impaired and people, property and environmental damage may result!</p>	<p>AP42.10-P-4253-03EW</p>

	<p>1 Per axle, the brake pad with the least lining thickness (1) is to be used for determining the likely remaining distance. In order to avoid an unscheduled workshop visit between services, it is necessary to determine the remaining distance of the present brake linings. If the remaining distance determined is smaller than the next service interval, premature brake pad replacement should be recommended to the customer.</p> <p>Model 164, 251 front axle brake lining thickness *BE42.10-P-1001-05J</p> <p>Model 166 front axle brake lining thickness *BE42.10-P-1001-05P</p> <p>Model 169, 171, 211, 245 (except 245.286) front axle brake lining thickness *BE42.10-P-1001-05H</p> <p>Model 197 front axle brake lining thickness *BE42.10-P-1001-05O</p> <p>Model 204 front axle brake lining thickness *BE42.10-P-1001-05L</p> <p>Model 209 front axle brake lining thickness *BE42.10-P-1001-05I</p> <p>Model 216, 221 front axle brake lining thickness *BE42.10-P-1001-05K</p> <p>Model 219, 240 front axle brake lining thickness *BE42.10-P-1001-05M</p> <p>Model 230 front axle brake lining thickness *BE42.10-P-1001-05N</p> <p>Model 231 front axle brake lining thickness *BE42.10-P-1001-05S</p> <p>Model 164, 251 rear axle brake lining thickness *BE42.10-P-1001-15I</p> <p>Model 166 rear axle brake lining thickness *BE42.10-P-1001-15Q</p> <p>Model 169, 171, 211, 245 (except 245.286) rear axle brake lining thickness *BE42.10-P-1001-15G</p> <p>Model 197 rear axle brake lining thickness *BE42.10-P-1001-15O</p> <p>Model 204 rear axle brake lining thickness *BE42.10-P-1001-15K</p> <p>Model 209 rear axle brake lining thickness *BE42.10-P-1001-15H</p> <p>Model 216, 221 rear axle brake lining thickness *BE42.10-P-1001-15J</p> <p>Model 219, 240 rear axle brake lining thickness *BE42.10-P-1001-15L</p> <p>Model 230 rear axle brake lining thickness *BE42.10-P-1001-15N</p> <p>Model 231 rear axle brake lining thickness *BE42.10-P-1001-15P</p>
--	---

Check values for front brake shoe

Number	Designation		Model	
			169.006/007/031/032/033/306/307/331/332/333	169.008/034/090/308/334
BE42.10-P-1001-05H	Brake pad thickness	New (with pad backing plate) mm	18,7	19,7
		Wear limit (without pad backing plate) mm	≤ 2,0	≤ 2,0
		Wear limit (with pad backing plate) for maintenance service mm	≤ 11,2	≤ 11,7
		Wear limit (without pad backing plate) for maintenance service mm	5,0	5,5
		Response of wear limit mm	3,0	3,0

Check values for front brake shoe

Number	Designation			Model 245.207/208/233/234 /286	Model 245.231/232
BE42.10-P-1001-05H	Brake pad thickness	New (with pad backing plate)	mm	19,7	18,7
		Wear limit (without pad backing plate)	mm	≤ 2,0	≤ 2,0
		Wear limit (with pad backing plate) for maintenance service	mm	≤ 11,7	≤ 11,2
		Wear limit (without pad backing plate) for maintenance service	mm	5,5	5,0
		Response of wear limit	mm	3,0	3,0

Check values for front brake shoe

Number	Designation			Model 171 with floating brake caliper	Model 171 (except 171.473) with fixed brake caliper
BE42.10-P-1001-05H	Brake pad thickness	New (with pad backing plate)	mm	20	17,3
		Wear limit (without pad backing plate)	mm	2	2
		Wear limit (with pad backing plate) for maintenance service	mm	–	–
		Wear limit (without pad backing plate) for maintenance service	mm	–	–
		Response of wear limit	mm	≈ 4	≈ 3

Check values for front brake shoe

Number	Designation			Model 171.473 with fixed brake caliper	MODEL 211.020/022/220/22 2, MODEL 211.054/254 with floating brake caliper
BE42.10-P-1001-05H	Brake pad thickness	New (with pad backing plate)	mm	16	20,1
		Wear limit (without pad backing plate)	mm	2	2
		Wear limit (with pad backing plate) for maintenance service	mm	10	11,8
		Wear limit (without pad backing plate) for maintenance service	mm	–	6,3
		Response of wear limit	mm	≈ 3	≈ 3

Check values for front brake shoe

Number	Designation			Model 211.080/082/087/280 /282/287	Model 211.083/283
BE42.10-P-1001-05H	Brake pad thickness	New (with pad backing plate)	mm	18	20
		Wear limit (without pad backing plate)	mm	2	2
		Wear limit (with pad backing plate) for maintenance service	mm	11	11
		Wear limit (without pad backing plate) for maintenance service	mm	–	–

		Response of wear limit	mm	≈ 2	≈ 3
--	--	------------------------	----	-----	-----

Check values for front brake shoe

Number	Designation			MODEL 211.084/089/092/284/289/292 with CODE 950 or with CODE 952	MODEL 211.084/089/092/284/289/292 except CODE 950 or except CODE 952
BE42.10-P-1001-05H	Brake pad thickness	New (with pad backing plate)	mm	20	18,5
		Wear limit (without pad backing plate)	mm	2	2
		Wear limit (with pad backing plate) for maintenance service	mm	12	11
		Wear limit (without pad backing plate) for maintenance service	mm	6	5,5
		Response of wear limit	mm	≈ 3	≈ 3

Check values for front brake shoe

Number	Designation			Model 211.090/290	Model 211.029
BE42.10-P-1001-05H	Brake pad thickness	New (with pad backing plate)	mm	18,5	17,8
		Wear limit (without pad backing plate)	mm	2	2
		Wear limit (with pad backing plate) for maintenance service	mm	11,8	10,8
		Wear limit (without pad backing plate) for maintenance service	mm	5,8	5
		Response of wear limit	mm	≈ 3	≈ 3

Check values for front brake shoe

Number	Designation			MODEL 211.054/254 with fixed brake caliper, MODEL 211.608/620 with fixed brake caliper	MODEL 211.004/006/016/023/042/061/206/216/242/261/606, MODEL 211.026/065 with floating brake caliper
BE42.10-P-1001-05H	Brake pad thickness	New (with pad backing plate)	mm	16,9	20
		Wear limit (without pad backing plate)	mm	1,8	2
		Wear limit (with pad backing plate) for maintenance service	mm	10,2	11
		Wear limit (without pad backing plate) for maintenance service	mm	5	5,5
		Response of wear limit	mm	≈ 3	≈ 3

Check values for front brake shoe

Number	Designation		MODEL 211.007/008/208, MODEL 211.041/241 with floating brake caliper, MODEL 211.052 except CODE 950, except CODE 951 or except CODE 952, MODEL 211.608 with floating brake caliper	MODEL 211.026/065 with fixed brake caliper, MODEL 211.028/056/070/076/223/226/256/265/270/276/616
BE42.10-P-1001-05H	Brake pad thickness	New (with pad backing plate) mm	20,1	17
		Wear limit (without pad backing plate) mm	2	2
		Wear limit (with pad backing plate) for maintenance service mm	11,8	11
		Wear limit (without pad backing plate) for maintenance service mm	6,3	6,5
		Response of wear limit mm	≈ 3	≈ 3

Check values for front brake shoe

Number	Designation		MODEL 211.041/241 with fixed brake caliper, MODEL 211.052 with CODE 950, with CODE 951, or with CODE 952, with fixed brake caliper, MODEL 211.072/272 with CODE 494, with CODE 498, with CODE 625, MODEL 211.072 with CODE 950, with CODE 951, with CODE 952	MODEL 211.072/272 except code 494, except CODE 498, except CODE 625, model 211.072 except CODE 950, except CODE 951, except CODE 952
BE42.10-P-1001-05H	Brake pad thickness	New (with pad backing plate) mm	16,9	17,8
		Wear limit (without pad backing plate) mm	1,8	2
		Wear limit (with pad backing plate) for maintenance service mm	10,2	10,4
		Wear limit (without pad backing plate) for maintenance service mm	5	5,4
		Response of wear limit mm	≈ 3	≈ 3

Check values for front brake shoe

Number	Designation		Model 211.077/277
BE42.10-P-1001-05H	Brake pad thickness	New (with pad backing plate) mm	17,55
		Wear limit (without pad backing plate) mm	1,2
		Wear limit (with pad backing plate) for maintenance service mm	10,9
		Wear limit (without pad backing plate) for maintenance service mm	5,4
		Response of wear limit mm	≈ 3

Check values for front brake lining

Number	Designation		Model 209.308/341/354/441/454 except code 950 (AMG Sports package) except code 952 (Sports package) except code P61 (Grand Edition) except code P84 (Sports model)	Model 209.308/341/354/441/454 with code 950 (AMG Sports package) Model 209.308/341/354/441/454 with code 952 (Sports package) Model 209.308/341/354/441/454 with code P61 (Grand Edition) Model 209.308/341/354/441/454 with code P84 (Sports model) Model 209.320/372/420/472
BE42.10-P-1001-05I	Brake lining thickness	New (with pad backing plate) mm	19	16,5
		Wear limit (without pad backing plate) mm	2	2
		Wear limit (with pad backing plate) for maintenance service mm	-	-
		Wear limit (without pad backing plate) for maintenance service mm	-	-
		Wear indicator activated mm	2...3	2...3

Check values for front brake lining

Number	Designation		Model 209.316	Model 209.342/343/442
BE42.10-P-1001-05I	Brake lining thickness	New (with pad backing plate) mm	19,8	19,8
		Wear limit (without pad backing plate) mm	2	2
		Wear limit (with pad backing plate) for maintenance service mm	12,0	14,2
		Wear limit (without pad backing plate) for maintenance service mm	6	-
		Wear indicator activated mm	3	3

Check values for front brake lining

Number	Designation		MODEL 209.356/456 with CODE 494/498/625	Model 209.361/365/461/465
BE42.10-P-1001-05I	Brake lining thickness	New (with pad backing plate) mm	19,8	19,8
		Wear limit (without pad backing plate) mm	2	2
		Wear limit (with pad backing plate) for maintenance service mm	12	14,2
		Wear limit (without pad backing plate) for maintenance service mm	5,8	-
		Wear indicator activated mm	2...3	3

Check values for front brake lining

Number	Designation			MODEL 209.375/475, MODEL 209.376 up to 23.04.04 with floating brake caliper, MODEL 209.476 up to 23.04.04	Model 209.377/477
BE42.10-P-1001-05I	Brake lining thickness	New (with pad backing plate)	mm	17,8	16
		Wear limit (without pad backing plate)	mm	2	2
		Wear limit (with pad backing plate) for maintenance service	mm	12,2	-
		Wear limit (without pad backing plate) for maintenance service	mm	-	-
		Wear indicator activated	mm	3	2...3

Check values for front brake lining

Number	Designation			Model 209.376 With fixed brake caliper	Model 209.376/476 as of 4/24/04 With floating brake caliper
BE42.10-P-1001-05I	Brake lining thickness	New (with pad backing plate)	mm	17	16
		Wear limit (without pad backing plate)	mm	2	2
		Wear limit (with pad backing plate) for maintenance service	mm	11	10
		Wear limit (without pad backing plate) for maintenance service	mm	-	-
		Wear indicator activated	mm	≈ 2	2

Check values for front brake lining

Number	Designation			Model 164	Model 251
BE42.10-P-1001-05J	Brake lining thickness	new (with pad backing plate)	mm	19,75	19,75
		new (without pad backing plate)	mm	14	14
		Wear limit (without pad backing plate)	mm	≤ 2	≤ 2
		Wear limit (with pad backing plate) for maintenance service	mm	≤ 11,8	≤ 11,8
		Wear limit (without pad backing plate) for maintenance service	mm	5,8	5,8
	Wear indicator activated (if installed)	mm	2...3	2...3	

Check values for front brake lining

Number	Designation			Model 216.371/386 Model 216.376 with code 494 (US version) Model 216.376 with code 498 (Japanese version) Model 216.376 with code 625 (Australia specification)	Model 216.373/374/377/379/394
BE42.10-P-1001-05K	Brake lining thickness	New (with pad backing plate)	mm	17	16

		Wear limit (without pad backing plate)	mm	2	2
		Wear limit (with pad backing plate) for maintenance service	mm	10	9,5
		Wear limit (without pad backing plate) for maintenance service	mm	5	4,5
		Wear indicator activated	mm	2...3	2...3

Check values for front brake lining

Number	Designation			Model 216.376 except code 494 (US version) except code 498 (Japanese version) except code 625 (Australia specification)	Model 221.003/026/028/054/057/073/080/082/083/084/086/087/094/095/103/126/154/157/173/180/182/183/184/186/187/194/195 Model 221.128 except code Z07 (Top protection) Model 221.176 with code 494 (US version) except code Z07 (Top protection) except code Z19 (S600 Pullman Guard state sedan) Model 221.176 with code 498 (Japanese version) except code Z07 (Top protection) except code Z19 (S600 Pullman Guard state sedan) Model 221.176 with code 625 (Australia specification) except code Z07 (Top protection) except code Z19 (S600 Pullman Guard state sedan)
BE42.10-P-1001-05K	Brake lining thickness	New (with pad backing plate)	mm	16,75	17
		Wear limit (without pad backing plate)	mm	2	2
		Wear limit (with pad backing plate) for maintenance service	mm	10,1	10
		Wear limit (without pad backing plate) for maintenance service	mm	4,6	5
		Wear indicator activated	mm	2...3	2...3

Check values for front brake lining

Number	Designation			Model 221.022/056/070/071/122/156/170/171	Model 221.074/077/174/177/179
BE42.10-P-1001-05K	Brake lining thickness	New (with pad backing plate)	mm	17,8	16
		Wear limit (without pad backing plate)	mm	2	2
		Wear limit (with pad backing plate) for maintenance service	mm	10,8	9,5
		Wear limit (without pad backing plate) for maintenance service	mm	5	4,5

		Wear indicator activated	mm	2...3	2...3
--	--	--------------------------	----	-------	-------

Check values for front brake lining

Number	Designation			Model 221.128 with code Z07 (Top protection) Model 221.176 with code Z07 (Top protection) with code Z19 (S600 Pullman Guard state sedan)	Model 221.176 except code 494 (US version) except code 498 (Japanese version) except code 625 (Australia specification) except code Z07 (Top protection) With 8-piston brake caliper
BE42.10-P-1001-05K	Brake lining thickness	New (with pad backing plate)	mm	16,2	16,5
		Wear limit (without pad backing plate)	mm	1,8	1,8
		Wear limit (with pad backing plate) for maintenance service	mm	9,5	9,8
		Wear limit (without pad backing plate) for maintenance service	mm	5	4,8
		Wear indicator activated	mm	2...3	2...3

Check values for front brake lining

Number	Designation			Model 204.00/03/04/052/084/085/20/23/24/252/284/302/33/90/93/957/981/982/983/984/988/99 Model 204.054/081/082/254/282 except code 950 (AMG Sports package) except code 952 (Sports package) except code P53 (Toolpackage - Exterieur Sport) Model 204.303/347/348/349 except code P84 (Sports model)	Model 204.02/055/056/057/06/080/087/088/089/09/22/256/257/289/29/35/38/956/987 Model 204.054/081/082/254/282 with code 950 (AMG Sports package) with code 952 (Sports package) with code P53 (Toolpackage - Exterieur Sport) Model 204.303/347/348/349 with code P84 (Sports model)
BE42.10-P-1001-05L	Brake lining	Brake lining, new	mm	14,0	12,5
		Pad backing plate	mm	5,5	5,5
		Wear limit	mm	2,0	2,0
		Brake wear indicator activated (if installed)	mm	2...3	2...3

Check values for front brake lining

Number	Designation			Model 204.07/27/37
BE42.10-P-1001-05L	Brake lining	Brake lining, new	mm	9,75
		Pad backing plate	mm	6,0
		Wear limit	mm	2,0
		Brake wear indicator activated (if installed)	mm	2...3

Check values for front brake pad

Number	Designation			MODEL 219.322/354/356/357/375, MODEL 219.372 with CODE 494/498/625	MODEL 219.372 except CODE 494/498/625
BE42.10-P-1001-05M	Brake lining thickness	new (with pad backing plate)	mm	17,3	17,8
		Wear limit (without pad backing plate)	mm	2,5	2,0
		Wear limit (with pad backing plate) for maintenance service	mm	8,1	7,8
		Activation of wear indicator	mm	2...3	2...3

Check values for front brake pad

Number	Designation			Model 219.376	Model 219.377
BE42.10-P-1001-05M	Brake lining thickness	new (with pad backing plate)	mm	17,2	16,55
		Wear limit (without pad backing plate)	mm	1,8	0,7
		Wear limit (with pad backing plate) for maintenance service	mm	7,5	7,5
		Activation of wear indicator	mm	2...3	2...3

Check values for front brake pad

Number	Designation			Model 240
BE42.10-P-1001-05M	Brake lining thickness	new (with pad backing plate)	mm	18,2
		Wear limit (without pad backing plate)	mm	2,5
		Wear limit (with pad backing plate) for maintenance service	mm	11,2
		Activation of wear indicator	mm	2...3

Check values for front brake pad

Number	Designation			Model 230.454/456/458 with code 952 (Sports package) Model 230.471 with code 951 (Sports package USA) except code 494 (US version)	Model 230.454/456/458 except code 952 (Sports package) Model 230.471 with code 494 (US version) Model 230.475
BE42.10-P-1001-05N	Brake pad thickness	new (without pad backing plate)	mm	12	11,7
		Pad backing plate	mm	5,8	5,6
		Wear limit	mm	2	2
		Wear indicator activated	mm	2...3	2...3

Check values for front brake pad

Number	Designation			Model 230.470 Model 230.479 with code P99 (Special model "AMG Black Series") except code 951 (Sports package USA)	Model 230.476/477 Model 230.479 with code 951 (Sports package USA)

BE42.10-P-1001-05N	Brake pad thickness	new (without pad backing plate)	mm	9,8	10,8
		Pad backing plate	mm	6,8	7
		Wear limit	mm	0,7	0,7
		Wear indicator activated	mm	1...2	1...2

Check values for front brake pad

Number	Designation			Model 230.467	Model 230.472/474
BE42.10-P-1001-05N	Brake pad thickness	new (without pad backing plate)	mm	12,7	12,2
		Pad backing plate	mm	5	5
		Wear limit	mm	2	2
		Wear indicator activated	mm	2...3	2...3

Check values for front brake shoe

Number	Designation			Model 197 except code B07 (Ceramic brake system)	Model 197 with code B07 (Ceramic brake system)
BE42.10-P-1001-05O	Brake shoe thickness	New	mm	16,55	17,7
		Pad backing plate	mm	6,8	6,7
		Wear limit	mm	0,7	1,5
		Wear indicator activated	mm	2...3	2...3

Check values for front brake lining

Number	Designation			MODEL 166.003/004/023/024/055/057/058 except CODE 494, MODEL 166.006/056/064/075 except CODE 494/ P31/Z04/Z05, MODEL 166.062/823/824/856 except CODE 494/ P31	MODEL 166.003/004/023/024/055/057/058/062 with CODE 494, MODEL 166.823/824/856 with CODE 494, except CODE P31
BE42.10-P-1001-05P	Brake lining	Brake lining, new	mm	13,80	12,00
		Pad backing plate	mm	6,50	6,50
		Wear limit	mm	2,00	2,00
		Activation of wear indicator (if installed)	mm	2...3	2...3

Check values for front brake lining

Number	Designation			MODEL 166.006/056/064/075 with CODE Z04/Z05, MODEL 166.056/062/064/075/823/824/856 with CODE P31 except CODE 494, MODEL 166.063/864 with CODE Z04/Z05 except CODE 494, MODEL 166.073/872/873 except CODE 494, MODEL 166.871	MODEL 166.006/064/075 with CODE 494 except CODE Z04/ Z05, MODEL 166.056 with CODE 494 except CODE P31/Z04/Z05
BE42.10-P-1001-05P	Brake lining	Brake lining, new	mm	13,80	14,00
		Pad backing plate	mm	4,50	6,50
		Wear limit	mm	2,00	2,00
		Activation of wear indicator (if installed)	mm	2...3	2...3

Check values for front brake lining

Number	Designation			MODEL 166.056/823/824/856 with CODE 494+P31, MODEL 166.063/073/864/872 /873 with CODE 494	Model 166.074/874/875
BE42.10-P-1001-05P	Brake lining	Brake lining, new	mm	12,00	9,75
		Pad backing plate	mm	4,50	6,00
		Wear limit	mm	2,00	2,00
		Activation of wear indicator (if installed)	mm	2...3	2...3

Check values for front brake lining

Number	Designation			Model 231.457/465/466/473	Model 231.474/479
BE42.10-P-1001-05S	Brake pad	Brake pad, new	mm	12,0	10,0
		Pad backing plate	mm	5,0	6,0
		Wear limit	mm	2,0	2,0
		Wear indicator activated (if installed)	mm	2...3	2...3

Check values for rear brake pad

Number	Designation			Model 169	Model 171
BE42.10-P-1001-15G	Brake pad thickness	New (with pad backing plate)	mm	14,4	14,5
		Wear limit (without pad backing plate)	mm	≤ 2,0	2
		Wear limit (with pad backing plate) for maintenance service	mm	≤ 8,5	9
		Wear limit (without pad backing plate) for maintenance service	mm	3,5	–
		Wear indicator activated	mm	–	≈ 2

Check values for rear brake pad

Number	Designation			MODEL 211.004/ 006/016/023/026/ 028/042/056/061/ 065/070/080/082/ 083/087/206/216/ 223/226/242/256/ 261/265/270/280/ 282/283/287/606/ 616	MODEL 211.007/ 008/020/022/041/ 052/054/072/084/ 089/090/092/208/ 220/222/241/254/ 272/284/289/290/ 292/608/620
BE42.10-P-1001-15G	Brake pad thickness	New (with pad backing plate)	mm	15,5	16
		Wear limit (without pad backing plate)	mm	2	2
		Wear limit (with pad backing plate) for maintenance service	mm	11	9,5
		Wear limit (without pad backing plate) for maintenance service	mm	5,5	4,5
		Wear indicator activated	mm	2	2...3

Check values for rear brake pad

Number	Designation			MODEL 211.026/065 with CODE 491, with CODE 498, with CODE 625	Model 211.029
BE42.10-P-1001-15G	Brake pad thickness	New (with pad backing plate)	mm	16	16
		Wear limit (without pad backing plate)	mm	2	2
		Wear limit(with pad backing plate) for maintenance service	mm	11,5	9,9
		Wear limit (without pad backing plate) for maintenance service	mm	–	4,2
		Wear indicator activated	mm	3	2...3

Check values for rear brake pad

Number	Designation			Model 211.076/276	Model 211.077/277
BE42.10-P-1001-15G	Brake pad thickness	New (with pad backing plate)	mm	16	15
		Wear limit (without pad backing plate)	mm	2	1,8
		Wear limit(with pad backing plate) for maintenance service	mm	10	8,9
		Wear limit (without pad backing plate) for maintenance service	mm	5,5	4,4
		Wear indicator activated	mm	≈ 2	2...3

Check values for rear brake pad

Number	Designation			Model 245
BE42.10-P-1001-15G	Brake pad thickness	New (with pad backing plate)	mm	14,4
		Wear limit (without pad backing plate)	mm	≤ 2,0
		Wear limit(with pad backing plate) for maintenance service	mm	≤ 8,5
		Wear limit (without pad backing plate) for maintenance service	mm	3,5
		Wear indicator activated	mm	–

Check values for rear brake pad

Number	Designation			Model 209.308/320/341/354 /356/372/377/420/44 1/454/456/472/477	Model 209.316/342/343/44 2
BE42.10-P-1001-15H	Brake lining thickness	New (with pad backing plate)	mm	14	14,5
		Wear limit (without pad backing plate)	mm	2	2
		Wear limit (with pad backing plate) for maintenance service	mm	-	8,8
		Wear indicator activated (if installed)	mm	≈ 3	≈ 3

Check values for rear brake pad

Number	Designation			Model 209.361/365/461/465	Model 209.375/475 Model 209.376/476 up to 4/23/04
--------	-------------	--	--	------------------------------	---

BE42.10-P-1001-15H	Brake lining thickness	New (with pad backing plate)	mm	15,5	15
		Wear limit (without pad backing plate)	mm	2	2
		Wear limit (with pad backing plate) for maintenance service	mm	11	9
		Wear indicator activated (if installed)	mm	≈ 3	≈ 2

Check values for rear brake pad

Number	Designation	Model 209.376/476 as of 4/24/04			
BE42.10-P-1001-15H	Brake lining thickness	New (with pad backing plate)	mm	15	
		Wear limit (without pad backing plate)	mm	2	
		Wear limit (with pad backing plate) for maintenance service	mm	10	
		Wear indicator activated (if installed)	mm	≈ 2	

Check values for rear brake lining

Number	Designation			Model 164 (except 164.177)	Model 164.177
BE42.10-P-1001-15I	Brake lining thickness	new (with pad backing plate)	mm	17	16,5
		new (without pad backing plate)	mm	12	11
		Wear limit (without pad backing plate)	mm	≤ 2	≤ 2
		Wear limit (with pad backing plate) for maintenance service	mm	≤ 10	≤ 10
		Wear limit (without pad backing plate) for maintenance service	mm	5	4,5
		Wear indicator activated (if installed)	mm	2...3	2...3

Check values for rear brake lining

Number	Designation			Model 251.077/177	Model 251 (except 251.077/177)
BE42.10-P-1001-15I	Brake lining thickness	new (with pad backing plate)	mm	16,5	17
		new (without pad backing plate)	mm	11	12
		Wear limit (without pad backing plate)	mm	≤ 2	≤ 2
		Wear limit (with pad backing plate) for maintenance service	mm	≤ 10	≤ 10
		Wear limit (without pad backing plate) for maintenance service	mm	4,5	5
		Wear indicator activated (if installed)	mm	2...3	2...3

Check values for rear brake pad

Number	Designation			Model 216.371/373/386/394 Model 216.376 With floating brake caliper	Model 216.374/377/379
BE42.10-P-1001-15J	Brake lining thickness	New (with pad backing plate)	mm	16	16,5

		Wear limit (without pad backing plate)	mm	2	2
		Wear limit (with pad backing plate) for maintenance service	mm	9,5	10
		Wear limit (without pad backing plate) for maintenance service	mm	4,5	4,5
		Wear indicator activated (if installed)	mm	-	-

Check values for rear brake pad

Number	Designation			Model 216.376 With fixed brake caliper	Model 221.003/026/057/080/082/083/087/094/095/103/126/157/173/180/182/183/187/194/195 Model 221.176 except code Z07 (Top protection) except code Z19 (S600 Pullman Guard state sedan) With floating brake caliper
BE42.10-P-1001-15J	Brake lining thickness	New (with pad backing plate)	mm	15	16
		Wear limit (without pad backing plate)	mm	2,5	2
		Wear limit (with pad backing plate) for maintenance service	mm	8,5	9,5
		Wear limit (without pad backing plate) for maintenance service	mm	4	4,5
		Wear indicator activated (if installed)	mm	-	2...3

Check values for rear brake pad

Number	Designation			Model 221.022/056/070/071/122/156/170/171	Model 221.028/054/074/077/084/086/154/174/177/179/184/186 Model 221.128 except code Z07 (Top protection)
BE42.10-P-1001-15J	Brake lining thickness	New (with pad backing plate)	mm	16	16,5
		Wear limit (without pad backing plate)	mm	2	2
		Wear limit (with pad backing plate) for maintenance service	mm	9,9	10
		Wear limit (without pad backing plate) for maintenance service	mm	4,2	4,5
		Wear indicator activated (if installed)	mm	2...3	2...3

Check values for rear brake pad

Number	Designation			Model 221.128/176 with code Z07 (Top protection) with code Z19 (S600 Pullman Guard state sedan)	Model 221.176 except code Z07 (Top protection) except code Z19 (S600 Pullman Guard state sedan) With fixed brake caliper
BE42.10-P-1001-15J	Brake lining thickness	New (with pad backing plate)	mm	14	15

		Wear limit (without pad backing plate)	mm	1,8	2,5
		Wear limit (with pad backing plate) for maintenance service	mm	8,3	8,5
		Wear limit (without pad backing plate) for maintenance service	mm	3,8	4
		Wear indicator activated (if installed)	mm	2...3	2...3

Check values for rear brake pad

Number	Designation			Model 204.00/02/03/04/05/06/08/09/20/22/23/24/25/28/29/30/33/34/35/38/90/93/95/98/99	MODEL 204.077/277, MODEL 204.377 except CODE P98
BE42.10-P-1001-15K	Brake pad	Brake pad, new	mm	12	9,1
		Pad backing plate	mm	5,0	4,5
		Wear limit	mm	2	2
		Brake wear indicator activated (if installed)	mm	2...3	2...3

Check values for rear brake pad

Number	Designation			MODEL 204.377 with CODE P98
BE42.10-P-1001-15K	Brake pad	Brake pad, new	mm	9,1
		Pad backing plate	mm	5,5
		Wear limit	mm	2
		Brake wear indicator activated (if installed)	mm	2...3

Check values for rear brake pad

Number	Designation			Model 219.322/354/356/357/372/375	Model 219.376
BE42.10-P-1001-15L	Brake lining thickness	new (with pad backing plate)	mm	16,0	15,7
		Wear limit (without pad backing plate)	mm	2,0	2,5
		Wear limit (with pad backing plate) for maintenance service	mm	7,0	7,7
		Activation of wear indicator (if installed)	mm	2...3	2...3

Check values for rear brake pad

Number	Designation			Model 219.377	Model 240
BE42.10-P-1001-15L	Brake lining thickness	new (with pad backing plate)	mm	14,7	18,2
		Wear limit (without pad backing plate)	mm	1,4	2,5
		Wear limit (with pad backing plate) for maintenance service	mm	7,0	11,2
		Activation of wear indicator (if installed)	mm	2...3	3

Check values for rear brake pad

Number	Designation			Model 230.470/472 Model 230.479 with code P99 (Special model "AMG Black Series") except code 951 (Sports package USA)	MODEL 230.454/456/458/ 467/471/474/475
BE42.10-P-1001-15N	Brake pad thickness	new (without pad backing plate)	mm	9,1	10,2
		Pad backing plate	mm	5,6	5,8
		Wear limit	mm	2	2
		Wear indicator activated	mm	2...3	2...3

Check values for rear brake pad

Number	Designation			Model 230.476/477 Model 230.479 with code 951 (Sports package USA)
BE42.10-P-1001-15N	Brake pad thickness	new (without pad backing plate)	mm	10,5
		Pad backing plate	mm	5,6
		Wear limit	mm	2
		Wear indicator activated	mm	2...3

Check values for rear brake shoe

Number	Designation			Model 197 except code B07 (Ceramic brake system)	Model 197 with code B07 (Ceramic brake system)
BE42.10-P-1001-15O	Brake shoe thickness	new (without pad backing plate)	mm	17,9	15,4
		Pad backing plate	mm	6,9	6,3
		Wear limit	mm	1,6	1,2
		Wear indicator activated	mm	2...3	2...3

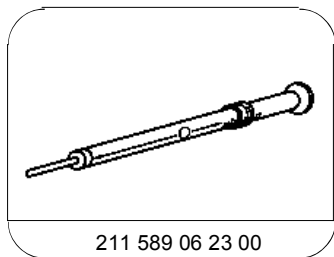
Check values for rear brake pad

Number	Designation			Model 231.474/479 except code B07 (Ceramic brake system)	Model 231.457/465/466/47 3 Model 231.474/479 with code B07 (Ceramic brake system)
BE42.10-P-1001-15P	Brake pad	Brake pad, new	mm	11,0	12,0
		Pad backing plate	mm	6,0	6,0
		Wear limit	mm	2,0	2,0
		Brake wear indicator activated (if installed)	mm	2...3	2...3

Check values for rear axle brake lining

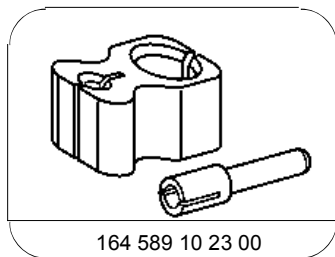
Number	Designation			Model 166.003/004/006/023 /024/055/056/057/05 8/062/063/064/073/8 23/824/856/864/871/ 872/873	Model 166.074/075/874/87 5
BE42.10-P-1001-15Q	Brake lining	Brake lining, new	mm	12	10
		Pad backing plate	mm	6	6
		Wear limit	mm	2	2

		Wear indicator activated (if installed)	mm	2...3	2...3
--	--	--	----	-------	-------



211 589 06 23 00

Brake pad test gauge



164 589 10 23 00

Gauge adapter