


Model 166, 292

Shown on model 166 with CODE 494 (USA version)

- 1a Top B-pillar paneling
- 1b Bottom B-pillar paneling
- 2 Belt end fitting outer paneling
- 4 Locking plate
- 5 Screw
- 6 Seat belt






P68.30-3573-12



P68.30-3575-08

- 1a Top B-pillar paneling
- 1b Bottom B-pillar paneling
- 3 Retaining clips
- 7 Guide
- 8 Pin

 	Remove/install		
1	Remove front and rear door sill		AR68.30-P-4100GQ
2	Move front seat forward and move backrest to vertical position		
3	Remove belt end fitting outer paneling (2)		AR91.10-P-1200GQ
4	Remove screw (5)	Model 166, 292 with code 494 (US version)	*BA91.40-P-1002-01R
		 Bolt, locking plate on belt end fitting/ tensioner	

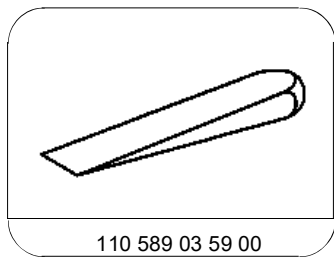
5	Remove tab washer (4)	Model 166, 292 with code 494 (US version)	
6	Pull seat belt (6) toward front (arrow) out of guide on front seat	Model 166, 292 with code 494 (US version) <b>i</b> <b>Installation:</b> Do not twist seat belt (6).	
7	Remove bolt from belt end fitting	Model 166, 292 with code 494 (US version) <b>Nm</b> Bolt, belt end fitting/tensioner on front seat	*BA91.40-P-1001-01R
8	Loosen edge guard at front and rear in area of upper B-pillar paneling (1a) and lower B-pillar paneling (1)		
9	Unclip upper B-pillar paneling (1a) from B-pillar	<b>i</b> <b>Installation:</b> Ensure that retaining clips (3) are seated correctly. <b>S</b> Mounting wedge	*110589035900
10	Pull upper B-pillar paneling (1a) downward out of guide on roof and remove	<b>i</b> <b>Installation:</b> It is necessary to insert guide (7) into bolt (8).	
11	Unclip lower B-pillar paneling (1b) on B-pillar and remove	<b>i</b> <b>Installation:</b> Ensure that retaining clips (3) are seated correctly. <b>S</b> Mounting wedge	*110589035900
12	Install in the reverse order		

**Nm** Seat belts/emergency tensioning retractors

Number	Designation		Model 166	Model 292
BA91.40-P-1001-01R	Bolt, belt end fitting/tensioner on front seat	Nm	35	35

**Nm** Seat belts/emergency tensioning retractors

Number	Designation		Model 166	Model 292
BA91.40-P-1002-01R	Bolt, locking plate on belt end fitting/tensioner	Nm	4	4



110 589 03 59 00

Mounting wedge