












MODEL 166.0
40% rear seat

- 1 Bolts
2 Electrical connector
3 Bolts



P91.12-3559-05

 	Remove/install		
	Risk of injury caused by performing testing or repair work on airbag or emergency tensioning retractor units.	Store airbag units with deployment side facing up; do not expose to temperatures greater than 100 °C. When working on these units, disconnect the power supply.	AS91.00-Z-0001-01A
	Risk of injury. Moving parts can pinch, crush or, in extreme cases even sever extremities.	No parts of the body or limbs should be within the operating range of the mechanism when moving components.	AS00.00-Z-0009-01A
	Notes on performing repair, body work and welding on vehicles with airbags and RTE units		AH91.00-P-0002-01M
	Information on preventing damage to electronic components due to electrostatic discharge		AH54.00-P-0001-01A
	Legal requirements on handling and storing airbags and emergency tensioning retractor units		AH91.00-P-0004-01A
	Assessment of airbag and belt tensioner units in accident vehicles		AH91.00-P-0006-01B
1	Disconnect battery ground line	MODEL 166.0 with CODE 298 (Rear sidebag with belt force limiter)40% rear seat	AR54.10-P-0003GZ
2	Fold up seat cushion		
3	Remove bolt (1)	 Bolt, rear seat console to vehicle floor	*BA91.12-P-1001-03F
4	Remove anchoring lugs from trunk	 Remove anchoring lugs behind rear seat only.  Bolt, tie-down eye to body/trunk floor	*BA68.50-P-1002-03F
5	Unclip panel under anchoring lugs		
6	Place insulation mats concealed below to one side		
7	Separate electrical connectors (2)		
8	Remove bolt (3)	 Bolt, rear seat console to vehicle floor	*BA91.12-P-1001-03F
9	Remove rear seat backrest		
10	Install in the reverse order		

 Cargo retainers

Number	Designation	MODEL 166
BA68.50-P-1002-03F	Bolt, tie-down eye to body/trunk floor	Nm 24

Nm Rear seats

Number	Designation		MODEL 166.0
BA91.12-P-1001-03F	Bolt, rear seat console to vehicle floor	Nm	50