



Sicherungsaufteilung | Fuse Allocation | Dotation des fusibles

Mercedes-Benz

⚠ Achtung: Brandgefahr!

Verwenden Sie nur für Mercedes-Benz freigegebene Sicherungen, mit der jeweils vorgeschriebenen Ampère-Zahl für das betreffende System. Sonst könnte es durch Überlastung zu einem Brand kommen.

Caution: Risk of fire!

Only install fuses that have been tested and approved by Mercedes-Benz and that have the specified amperage rating for the system concerned. Otherwise, an overload in the system could cause a fire in the vehicle.

Attention: Risque d'incendie!

Utilisez uniquement des fusibles agréés pour Mercedes-Benz dont le calibre correspond à celui prescrit pour le système concerné. Sinon, la surcharge pourrait provoquer un incendie.

⚠ Achtung!

Schließen Sie die Abdeckungen der Sicherungen sorgfältig!

Caution!

Close the fuse covers carefully.

Attention!

Fermez le couvercle des boîtes à fusibles avec précaution !

Stand: 2009-03-03 · A 164 006 64 99



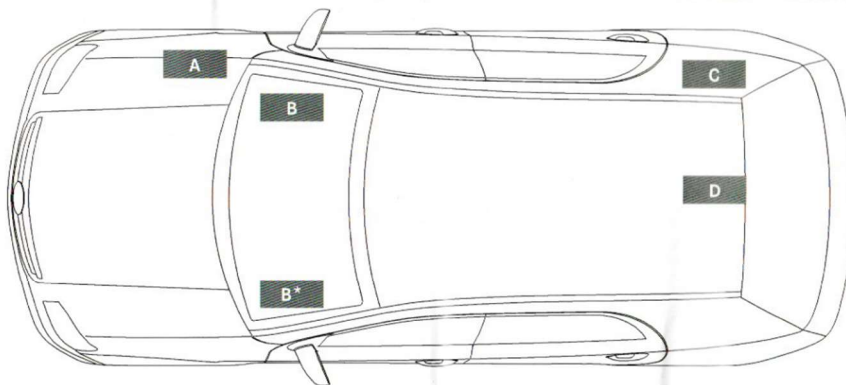
Weitere Informationen zum Sicherungswechsel finden Sie in der Betriebsanleitung des Fahrzeugs.

Further information about replacing fuses can be found in the vehicle's Operator's Manual.

Vous trouverez d'autres informations sur le remplacement des fusibles dans la notice d'utilisation du véhicule.

Sicherungswerte · Fuse rating · Valeur des fusibles

Ampere	Farbe	Colour/Color	Couleur
5	beige	tan	beige
7,5	braun	brown	brun
10	rot	red	rouge
15	blau	blue	bleu
20	gelb	yellow	jaune
25	natur	natural	nature
30	grün	green	vert
40	orange	orange	orange
50	rot	red	rouge
60	blau	blue	bleu



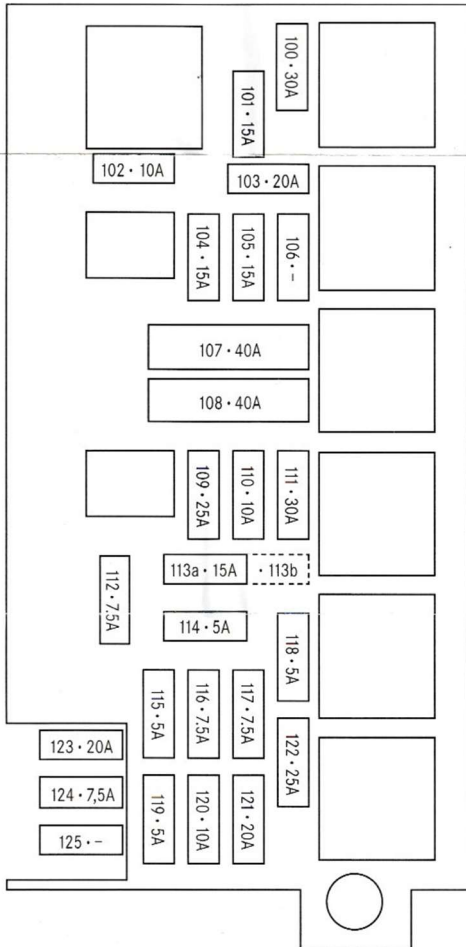
* Bei ML- und GL-Klasse Rechtslenker seitlich im Cockpit auf der linken Seite.

* ML-Class and GL-Class RHD models in the cockpit, on the left side.

* Pour les versions avec direction à droite de la Classe ML et Classe GL : sur le côté gauche du poste de conduite.


A: Sicherung · Fuse · Fusible 100 -125

Im Motorraum rechts, im Gerätekasten
 In the engine compartment, on the right side
 Dans le compartiment moteur, à droite



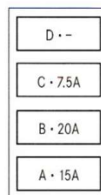
B: Sicherung · Fuse · Fusible 10 - 18

Seitlich im Cockpit auf der rechten Seite
 In the cockpit, on the right side
 Sur le côté droit du poste de conduite



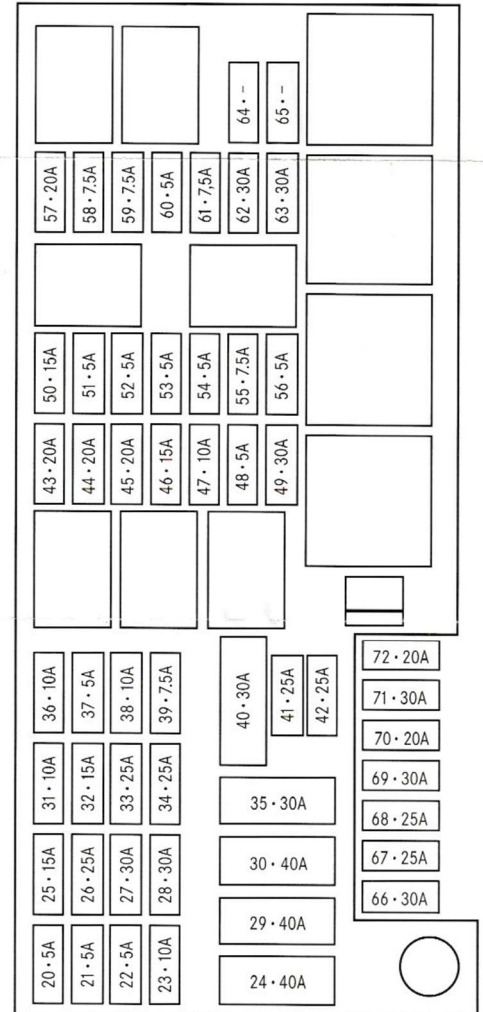
D: Sicherung · Fuse · Fusible A - D

Im Gepäckraum unter Ladefläche
 In the cargo area under the load surface
 Dans le coffre à bagages sous la surface de chargement



C: Sicherung · Fuse · Fusible 20 - 72

Im Gepäckraum rechts, hinter Seitenverkleidung
 In the trunk, on the right side
 Dans le compartiment de chargement, à droite



Function	Fuse
A/C Module	12
Airbag	61
AIRMATIC / Control unit height adjustment	32, 53, 108
Antenna	20
ATA Horn	110
Auto. Transmission	111, 116
Backup camera	37
Blower, Rear passenger compartment, 2nd row	10
BLUETEC	A, B, C, 48, 56
CA Head Restraints	59
Cellphone	23
Child Seat Recognition	61
Cigar lighter	46
Compass Module	15
DAB-Radio	39
Diagnostics Outlet	58
Diesel-filter heating	123
DISTRONIC	117
Door CU, Driver	34
Door CU, Passenger	26
Elec. Seat Adjustment, Driver	28, 63
Elec. Seat Adjustment, Passenger	27, 62
Emergency Tensioning Retractor	24, 29
Engine CU	51, 102, 114, 118, 119, 120
ESP	109, 115
Folding 3rd Seat Line	30
Fuel Pump	57
Fuel Pump CU	30, 43, 53
Glove Box Light	60
HD-Radio	39
Headlamp Range Adjustment	54, 112
Heated Seat Rear	68
Horn	113
Ignition Lock	14
Instrument cluster	11, 55
KEYLESS GO	33
Korea navigation system	39, 60
Light Control Switch	55
Media Interface	15
Multi-contour Seat	60, 66
Panorama Sunroof	42
PARKTRONIC	22
Power Outlet 2nd Seat Line	45
Power Outlet Fr. Passenger	44
Power Outlet Trunk	44, 45
Power Steering	124
Radio systems	25
Rear Control Panel	21
Rear Seat Entertainment	23
Rear Window Defroster	49
Remote tailgate closing	40
Residual Engine-Heat Utilization	22, 121
Roof Unit	41
RR Diff. Lock	48, 52, 53, 69
RR Fan	67
RR Wiper	50
Secondary Air Pump	107
Sound Amplifier	35
Starter	122, 105
Steering Column Module	13
Steering Wheel Heater	31
Supply Eng.	101, 103, 104, 105
Switch panel	13
TELEAID / VICS (Japan)	36, 60
Tire Pressure Control	39
Trailer Brake (US)	71
Trailer hitch	70, 72
TV-Tuner / Radio system Japan	38
Wipers, front	60, 100
—	16
—	17
—	18
—	47
—	64
—	65
—	106
—	125

Ignition Lock	14
Instrument cluster	11, 55
KEYLESS GO	33
Korea navigation system	39, 60
Light Control Switch	55
Media Interface	15
Multi-contour Seat	60, 66
Panorama Sunroof	42
PARKTRONIC	22
Power Outlet 2nd Seat Line	45
Power Outlet Fr. Passenger	44
Power Outlet Trunk	44, 45
Power Steering	124
Radio systems	25
Rear Control Panel	21
Rear Seat Entertainment	23
Rear Window Defroster	49
Remote tailgate closing	40
Residual Engine-Heat Utilization	22, 121
Roof Unit	41
RR Diff. Lock	48, 52, 53, 69
RR Fan	67
RR Wiper	50
Secondary Air Pump	107
Sound Amplifier	35
Starter	122, 105
Steering Column Module	13
Steering Wheel Heater	31
Supply Eng.	101, 103, 104, 105
Switch panel	13
TELEAID / VICS (Japan)	36, 60
Tire Pressure Control	39
Trailer Brake (US)	71
Trailer hitch	70, 72
TV-Tuner / Radio system Japan	38
Wipers, front	60, 100
—	16
—	17
—	18
—	47
—	64
—	65
—	106
—	125

Fuses for consumers or systems which are electronically protected cannot be replaced. If necessary, have the cause of the fault determined and remedied by an authorized Mercedes-Benz Center.

Fuses are fitted based on the vehicle's equipment.