

Date of printing:

07/16/2013

Interactive Owner's Manual [In depth | Wheels and tyres | Wheel and tyre combinations]

Owner's Manual version: ÄJ 2013-1a

Note: The online Owner's Manual is the latest version available. Deviations between this manual and items specific to your vehicle may occur since Mercedes-Benz constantly adapts its vehicles to the latest technology and modifies design and equipment. Please note that this online Owner's Manual does not under any circumstances replace the printed Owner's Manual which is supplied with the vehicle.

## Wheel and tyre combinations

### Contents

[General notes](#)

[Tyres](#)

### General notes

**!** For safety reasons, Mercedes-Benz recommends that you only use tyres and wheels which have been approved by Mercedes-Benz specifically for your vehicle.

These are specially adapted to the control systems, such as ABS or ESP® and are marked as follows:

- MO = Mercedes-Benz Original
- MOE = Mercedes-Benz Original Extended (tyres featuring run-flat characteristics)
- MO1 = Mercedes-Benz Original (only certain AMG tyres)

Mercedes-Benz Original Extended tyres may only be used on wheels that have been specifically approved by Mercedes-Benz.

Only use tyres, wheels or accessories tested and approved by Mercedes-Benz. Certain characteristics, e.g. handling, vehicle noise emissions or fuel consumption, may otherwise be adversely affected. In addition, when driving with a load, tyre dimension variations could cause the tyres to come into contact with the bodywork and axle components. This could result in damage to the tyres or the vehicle.

Mercedes-Benz accepts no liability for damage resulting from the use of tyres, wheels or accessories other than those tested and approved.

Further information about wheels, tyres and approved combinations can be obtained from any qualified specialist workshop.

**!** Retreaded tyres are neither tested nor recommended by Mercedes-Benz, since previous damage cannot always be detected on retreaded tyres. As a result, Mercedes-Benz cannot guarantee vehicle safety if retreaded tyres are fitted. Do not fit used tyres if you have no information about their previous usage.

**!** Large wheels: the lower the section width for a certain wheel size, the lower the ride comfort is on poor road surfaces. Roll comfort and suspension comfort are reduced and the risk of damage to the wheels and tyres as a result of driving over obstacles increases.

Overview of abbreviations used in the following tyre tables:

- BA: both axles
- FA: front axle
- RA: rear axle

You will find a table with recommended tyre pressures for various operating conditions on the inside of your vehicle's fuel filler flap. For further information on tyre pressure, see [more](#). Check tyre pressures regularly and only when the tyres are cold.

Notes on the vehicle equipment - always fit the vehicle:

- with tyres of the same size on a given axle (left/right)
- with the same type of tyres at a given time (summer tyres, winter tyres, MOExtended tyres)

Vehicles with MOExtended tyres are not equipped with a TIREFIT kit at the factory. It is therefore recommended that you additionally equip your vehicle with a TIREFIT kit if you fit tyres that do not feature run-flat characteristics, e.g. winter tyres. A TIREFIT kit can be obtained from a qualified specialist workshop.

 Not all wheel/tyre combinations can be fitted at the factory in all countries.

## Tyres

### ML 250 BlueTEC 4MATIC

#### Summer tyres

R 18

Tyres	Light-alloy wheels
BA: 255/55 R 18 105 V	BA: 8.0 J x 18 H2 ET 56

R 19

Tyres	Light-alloy wheels
BA: 255/50 R 19 103 W <sup>[1]</sup>	BA: 8.0 J x 19 H2 ET 56
BA: 255/50 R 19 103 W <sup>[1]</sup> <sup>[2]</sup>	BA: 8.5 J x 19 H2 ET 59
BA: 255/50 R 19 103 W <sup>[1]</sup> <sup>[2]</sup>	BA: 8.5 J x 19 H2 ET 62

R 20

Tyres	Light-alloy wheels
BA: 265/45 R 20 104 Y <sup>[1]</sup> <sup>[2]</sup>	BA: 9.0 J x 20 H2 ET 57

R 21

Tyres	Light-alloy wheels
BA: 265/40 R 21 105 Y XL <sup>[2]</sup> <sup>[3]</sup> <sup>[4]</sup>	BA: 9.0 J x 21 H2 ET 53


#### All-weather tyres

R 17


Tyres	Light-alloy wheels
BA: 235/65 R 17 104 H M+S	BA: 7.5 J x 17 H2 ET 53

#### Winter tyres




R 17

Tyres	Light-alloy wheels
BA: 235/65 R 17 104 H M+S 	BA: 7.5 J x 17 H2 ET 53

R 18

Tyres	Light-alloy wheels
BA: 255/55 R 18 105 H M+S 	BA: 8.0 J x 18 H2 ET 56

R 19

Tyres	Light-alloy wheels
BA: 255/50 R 19 107 H XL M+S  <sup>[1]</sup>	BA: 8.0 J x 19 H2 ET 56
BA: 255/50 R 19 107 H XL M+S  <sup>[1]</sup> <sup>[2]</sup>	BA: 8.5 J x 19 H2 ET 59
BA: 255/50 R 19 107 H XL M+S  <sup>[1]</sup> <sup>[2]</sup>	BA: 8.5 J x 19 H2 ET 62

## ML 250 CDI 4MATIC

### Summer tyres

R 18

Tyres	Light-alloy wheels
BA: 255/55 R 18 105 V	BA: 8.0 J x 18 H2 ET 56

R 19

Tyres	Light-alloy wheels
BA: 255/50 R 19 103 W <sup>[1]</sup>	BA: 8.0 J x 19 H2 ET 56
BA: 255/50 R 19 103 W <sup>[1]</sup> <sup>[2]</sup>	BA: 8.5 J x 19 H2 ET 59
BA: 255/50 R 19 103 W <sup>[1]</sup> <sup>[2]</sup>	BA: 8.5 J x 19 H2 ET 62

R 20

Tyres	Light-alloy wheels
BA: 265/45 R 20 104 Y <sup>[1]</sup> <sup>[2]</sup>	BA: 9.0 J x 20 H2 ET 57

R 21

Tyres	Light-alloy wheels
BA: 265/40 R 21 105 Y XL <sup>[2]</sup> <sup>[3]</sup> <sup>[4]</sup>	BA: 9.0 J x 21 H2 ET 53


### All-weather tyres

R 17


Tyres	Light-alloy wheels
BA: 235/65 R 17 104 H M+S	BA: 7.5 J x 17 H2 ET 53

### Winter tyres

R 17




Tyres	Light-alloy wheels
BA: 235/65 R 17 104 H M+S 	BA: 7.5 J x 17 H2 ET 53

R 18

Tyres	Light-alloy wheels
BA: 255/55 R 18 105 H M+S 	BA: 8.0 J x 18 H2 ET 56

R 19

--	--

Tyres	Light-alloy wheels
BA: 255/50 R 19 107 H XL M+S  [1]	BA: 8.0 J x 19 H2 ET 56
BA: 255/50 R 19 107 H XL M+S  [1] [2]	BA: 8.5 J x 19 H2 ET 59
BA: 255/50 R 19 107 H XL M+S  [1] [2]	BA: 8.5 J x 19 H2 ET 62

## ML 320 4MATIC

### Summer tyres

R 18

Tyres	Light-alloy wheels
BA: 255/55 R 18 105 V	BA: 8.0 J x 18 H2 ET 56

R 19

Tyres	Light-alloy wheels
BA: 255/50 R 19 103 W [1]	BA: 8.0 J x 19 H2 ET 56
BA: 255/50 R 19 103 W [1] [2]	BA: 8.5 J x 19 H2 ET 59
BA: 255/50 R 19 103 W [1] [2]	BA: 8.5 J x 19 H2 ET 62

R 20


Tyres	Light-alloy wheels
BA: 265/45 R 20 104 Y [1] [2]	BA: 9.0 J x 20 H2 ET 57

R 21




Tyres	Light-alloy wheels
BA: 265/40 R 21 105 Y XL [2] [3] [4]	BA: 9.0 J x 21 H2 ET 53

### Winter tyres

R 18

Tyres	Light-alloy wheels
BA: 255/55 R 18 105 H M+S 	BA: 8.0 J x 18 H2 ET 56

R 19

Tyres	Light-alloy wheels
BA: 255/50 R 19 107 H XL M+S  [1]	BA: 8.0 J x 19 H2 ET 56
BA: 255/50 R 19 107 H XL M+S  [1] [2]	BA: 8.5 J x 19 H2 ET 59
BA: 255/50 R 19 107 H XL M+S  [1] [2]	BA: 8.5 J x 19 H2 ET 62

## ML 350 4MATIC

### Summer tyres

R 18

Tyres	Light-alloy wheels
BA: 255/55 R 18 105 V	BA: 8.0 J x 18 H2 ET 56

R 19

Tyres	Light-alloy wheels
BA: 255/50 R 19 103 W <sup>[1]</sup>	BA: 8.0 J x 19 H2 ET 56
BA: 255/50 R 19 103 W <sup>[1] [2]</sup>	BA: 8.5 J x 19 H2 ET 59
BA: 255/50 R 19 103 W <sup>[1] [2]</sup>	BA: 8.5 J x 19 H2 ET 62

R 20


Tyres	Light-alloy wheels
BA: 265/45 R 20 104 Y <sup>[1] [2]</sup>	BA: 9.0 J x 20 H2 ET 57

R 21




Tyres	Light-alloy wheels
BA: 265/40 R 21 105 Y XL <sup>[2] [3] [4]</sup>	BA: 9.0 J x 21 H2 ET 53

### Winter tyres

R 18

Tyres	Light-alloy wheels
BA: 255/55 R 18 105 H M+S 	BA: 8.0 J x 18 H2 ET 56

R 19

Tyres	Light-alloy wheels
BA: 255/50 R 19 107 H XL M+S  <sup>[1]</sup>	BA: 8.0 J x 19 H2 ET 56
BA: 255/50 R 19 107 H XL M+S  <sup>[1] [2]</sup>	BA: 8.5 J x 19 H2 ET 59
BA: 255/50 R 19 107 H XL M+S  <sup>[1] [2]</sup>	BA: 8.5 J x 19 H2 ET 62

### ML 350 BlueTEC 4MATIC

### Summer tyres

R 18

Tyres	Light-alloy wheels
BA: 255/55 R 18 105 V	BA: 8.0 J x 18 H2 ET 56

R 19

Tyres	Light-alloy wheels
BA: 255/50 R 19 103 W <sup>[1]</sup>	BA: 8.0 J x 19 H2 ET 56
BA: 255/50 R 19 103 W <sup>[1] [2]</sup>	BA: 8.5 J x 19 H2 ET 59
BA: 255/50 R 19 103 W <sup>[1] [2]</sup>	BA: 8.5 J x 19 H2 ET 62

R 20

Tyres	Light-alloy wheels
BA: 265/45 R 20 104 Y <sup>[1] [2]</sup>	BA: 9.0 J x 20 H2 ET 57

R 21

Tyres	Light-alloy wheels
BA: 265/40 R 21 105 Y XL <sup>[2]</sup> <sup>[3]</sup> <sup>[4]</sup>	BA: 9.0 J x 21 H2 ET 53


### All-weather tyres

R 17


Tyres	Light-alloy wheels
BA: 235/65 R 17 104 V M+S	BA: 7.5 J x 17 H2 ET 53

### Winter tyres




R 17

Tyres	Light-alloy wheels
BA: 235/65 R 17 104 H M+S 	BA: 7.5 J x 17 H2 ET 53

R 18

Tyres	Light-alloy wheels
BA: 255/55 R 18 105 H M+S 	BA: 8.0 J x 18 H2 ET 56

R 19

Tyres	Light-alloy wheels
BA: 255/50 R 19 107 H XL M+S  <sup>[1]</sup>	BA: 8.0 J x 19 H2 ET 56
BA: 255/50 R 19 107 H XL M+S  <sup>[1]</sup> <sup>[2]</sup>	BA: 8.5 J x 19 H2 ET 59
BA: 255/50 R 19 107 H XL M+S  <sup>[1]</sup> <sup>[2]</sup>	BA: 8.5 J x 19 H2 ET 62

### ML 350 CDI 4MATIC

#### Summer tyres

R 18

Tyres	Light-alloy wheels
BA: 255/55 R 18 105 V	BA: 8.0 J x 18 H2 ET 56

R 19

Tyres	Light-alloy wheels
BA: 255/50 R 19 103 W <sup>[1]</sup>	BA: 8.0 J x 19 H2 ET 56
BA: 255/50 R 19 103 W <sup>[1]</sup> <sup>[2]</sup>	BA: 8.5 J x 19 H2 ET 59
BA: 255/50 R 19 103 W <sup>[1]</sup> <sup>[2]</sup>	BA: 8.5 J x 19 H2 ET 62

R 20

Tyres	Light-alloy wheels
BA: 265/45 R 20 104 Y <sup>[1]</sup> <sup>[2]</sup>	BA: 9.0 J x 20 H2 ET 57

R 21

Tyres	Light-alloy wheels
BA: 265/40 R 21 105 Y XL <sup>[2]</sup> <sup>[3]</sup> <sup>[4]</sup>	BA: 9.0 J x 21 H2 ET 53


## All-weather tyres

R 17


Tyres	Light-alloy wheels
BA: 235/65 R 17 104 V M+S	BA: 7.5 J x 17 H2 ET 53

## Winter tyres




R 17

Tyres	Light-alloy wheels
BA: 235/65 R 17 104 H M+S 	BA: 7.5 J x 17 H2 ET 53

R 18

Tyres	Light-alloy wheels
BA: 255/55 R 18 105 H M+S 	BA: 8.0 J x 18 H2 ET 56

R 19

Tyres	Light-alloy wheels
BA: 255/50 R 19 107 H XL M+S  <sup>[1]</sup>	BA: 8.0 J x 19 H2 ET 56
BA: 255/50 R 19 107 H XL M+S  <sup>[1]</sup> <sup>[2]</sup>	BA: 8.5 J x 19 H2 ET 59
BA: 255/50 R 19 107 H XL M+S  <sup>[1]</sup> <sup>[2]</sup>	BA: 8.5 J x 19 H2 ET 62

## ML 400 4MATIC

### Summer tyres

R 18

Tyres	Light-alloy wheels
BA: 255/55 R 18 105 V	BA: 8.0 J x 18 H2 ET 56

R 19

Tyres	Light-alloy wheels
BA: 255/50 R 19 103 W <sup>[1]</sup>	BA: 8.0 J x 19 H2 ET 56
BA: 255/50 R 19 103 W <sup>[1]</sup> <sup>[2]</sup>	BA: 8.5 J x 19 H2 ET 59
BA: 255/50 R 19 103 W <sup>[1]</sup> <sup>[2]</sup>	BA: 8.5 J x 19 H2 ET 62

R 20


Tyres	Light-alloy wheels
BA: 265/45 R 20 104 Y <sup>[1]</sup> <sup>[2]</sup>	BA: 9.0 J x 20 H2 ET 57

R 21




Tyres	Light-alloy wheels
BA: 265/40 R 21 105 Y XL <sup>[2]</sup> <sup>[3]</sup> <sup>[4]</sup>	BA: 9.0 J x 21 H2 ET 53

### Winter tyres

R 18

Tyres	Light-alloy wheels
BA: 255/55 R 18 105 H M+S 	BA: 8.0 J x 18 H2 ET 56

R 19

Tyres	Light-alloy wheels
BA: 255/50 R 19 107 H XL M+S  <sup>[1]</sup>	BA: 8.0 J x 19 H2 ET 56
BA: 255/50 R 19 107 H XL M+S  <sup>[1]</sup> <sup>[2]</sup>	BA: 8.5 J x 19 H2 ET 59
BA: 255/50 R 19 107 H XL M+S  <sup>[1]</sup> <sup>[2]</sup>	BA: 8.5 J x 19 H2 ET 62

**ML 500 4MATIC****Summer tyres**

R 19

Tyres	Light-alloy wheels
BA: 255/50 R 19 103 W <sup>[1]</sup>	BA: 8.0 J x 19 H2 ET 56
BA: 255/50 R 19 103 W <sup>[1]</sup> <sup>[2]</sup>	BA: 8.5 J x 19 H2 ET 59
BA: 255/50 R 19 103 W <sup>[1]</sup> <sup>[2]</sup>	BA: 8.5 J x 19 H2 ET 62

R 20




Tyres	Light-alloy wheels
BA: 265/45 R 20 104 Y <sup>[1]</sup> <sup>[2]</sup>	BA: 9.0 J x 20 H2 ET 57

R 21

Tyres	Light-alloy wheels
BA: 265/40 R 21 105 Y XL <sup>[2]</sup> <sup>[3]</sup> <sup>[4]</sup>	BA: 9.0 J x 21 H2 ET 53

**Winter tyres**

R 19

Tyres	Light-alloy wheels
BA: 255/50 R 19 107 H XL M+S  <sup>[1]</sup>	BA: 8.0 J x 19 H2 ET 56
BA: 255/50 R 19 107 H XL M+S  <sup>[1]</sup> <sup>[2]</sup>	BA: 8.5 J x 19 H2 ET 59
BA: 255/50 R 19 107 H XL M+S  <sup>[1]</sup> <sup>[2]</sup>	BA: 8.5 J x 19 H2 ET 62

**ML 63 AMG 4MATIC****Summer tyres**

R 20

Tyres	Light-alloy wheels
BA: 265/45 ZR 20 108 Y XL <sup>[2]</sup>	BA: 9.0 J x 20 H2 ET 41


R 21

Tyres	Light-alloy wheels
-------	--------------------




**Winter tyres**

R 20

Tyres	Light-alloy wheels
BA: 255/45 R 20 105 V XL M+S 	BA: 9.0 J x 20 H2 ET 41

R 21

Tyres	Light-alloy wheels
BA: 295/35 R 21 107 V XL M+S  <sup>[2]</sup> <sup>[3]</sup>	BA: 10.0 J x 21 H2 ET 56

**Notes**

- [1] Also available as MOExtended tyres.
- [2] Use of snow chains is not permitted. Observe the notes under "Snow chains".
- [3] Observe the notes on "Large wheels" under "General notes" in the "Wheel/tyre combinations" section.
- [4] Only for vehicles with air suspension.

Date of printing:

07/16/2013

Interactive Owner's Manual [In depth | Wheels and tyres | Wheel and tyre combinations]

Owner's Manual version: ÄJ 2013-1a

Note: The online Owner's Manual is the latest version available. Deviations between this manual and items specific to your vehicle may occur since Mercedes-Benz constantly adapts its vehicles to the latest technology and modifies design and equipment. Please note that this online Owner's Manual does not under any circumstances replace the printed Owner's Manual which is supplied with the vehicle.