



1 Cover



P68.20-3361-01

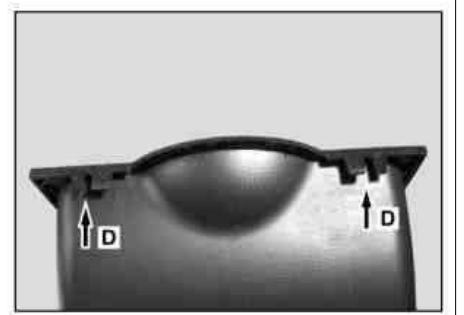



P68.20-3362-09



2 Cover

4 Bolt

3 Clips



P68.20-3345-04

 	Remove/install		
1	Unlock armrest cover and position vertically		
2	Unclip cover (1) through holes (arrows A)		
3	Pull out cover (1) upwards (arrow B)	i Installation: Observe installation position of cover.	
4	Unclip cover (2) at left and right clips (3)	! Carefully press clips inwards. Danger of breaking cover!	
5	Detach cover (2) to the rear (arrow C)	i Installation: Observe installation position of cover.	
6	Unscrew bolt (4)		
7	Remove stowage box upward	i Installation: Pay attention to guides (arrows D).	

8	Install in the reverse order		
---	------------------------------	--	--