

**Document number:** pe54.21-p-2110-97naa

**Document title:** Wiring diagram rear control unit

**Code:**                    **Designation:**                    **Position:**

A0	Color code key	80L
B51/5	Left pop-out window anti-pinch protection contact strip	38L
B51/5x1	Left pop-out window anti-pinch protection contact strip electrical connector	38J
B51/6	Right pop-out window anti-pinch protection contact strip	41L
B51/6x1	Right pop-out window anti-pinch protection contact strip electrical connector	40J
CAN B	Interior CAN	9K
Code 218	Backup camera	19G
Code 501	360 degree camera	19F
Code 501	360 degree camera	19F
Code 847	3rd seat row	77A
Code 872	Left and right rear seat heaters	56E
Code 872	Left and right rear seat heaters	61A
Code 872	Left and right rear seat heaters	69A
Code 876	Interior lights package	47E
E17/47	Left front illuminated door sill molding	48L
E17/47x1	Left front illuminated door sill molding electrical connector	48J
E17/48	Right front illuminated door sill molding	50L
E17/48x1	Right front illuminated door sill molding electrical connector	49J
E40	Tailgate ambient lamp	16L
E43/7	Driver-side instrument panel ambient illumination	52L
E43/8	Passenger-side instrument panel ambient illumination	53L
F33	Battery compartment prefuse box	59L
F33f55	Fuse 55	58L
F4	Rear fuse box	3L
F4f152	Fuse 152	1K
M14/31	Tailgate locking element	45L
M14/7	Tailgate central locking motor	14L
M14/7s1	Tailgate rotary tumbler switch	14K
M14/7s2	Liftgate locking pawl switch	14K
M21/8	Left vent window motor	37L
M21/9	Right vent window motor	40L
M35/2	Rear camera cover motor	21L
M35/2s1	Rear camera cover motor switch	22L
N10/8	Rear control unit	4A
N10/8	Rear control unit	12A
N10/8	Rear control unit	28A
N10/8	Rear control unit	20A
N10/8	Rear control unit	36A
N10/8	Rear control unit	44A

**Document number:** pe54.21-p-2110-97naa

**Document title:** Wiring diagram rear control unit

**Code: Designation: Position:**

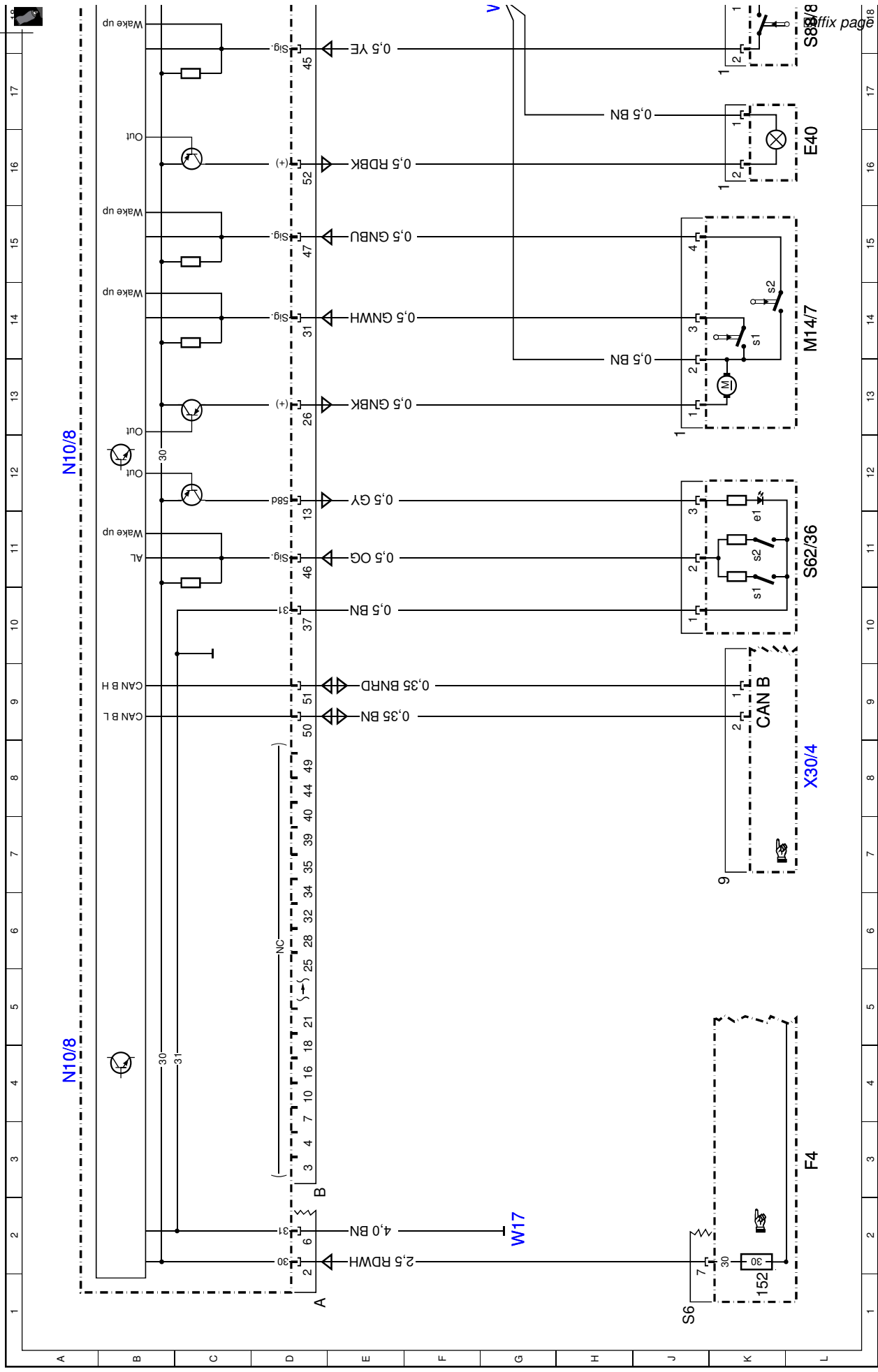
N10/8	Rear control unit	52A
N10/8	Rear control unit	60A
N10/8	Rear control unit	68A
N10/8	Rear control unit	75A
R13/5	Left rear seat sitting surface heated cushion	62L
R13/5	Left rear seat sitting surface heated cushion	70L
R13/6	Left rear backrest heated cushion	64L
R13/6	Left rear backrest heated cushion	72L
R13/7	Right rear seat sitting surface heated cushion	66L
R13/7	Right rear seat sitting surface heated cushion	74L
R13/8	Right rear backrest heater pad	68L
R13/8	Right rear backrest heater pad	75L
S10/4	Right rear brake wear sensor	44L
S10/4x1	Right rear brake wear sensor electrical connector	43K
S62/36	Tailgate control button	11L
S62/36e1	Liftgate control button symbol illumination	11K
S62/36s1	Close liftgate button	10K
S62/36s2	Close and lock liftgate button	11K
S68/14	Center rear seat belt buckle switch	25L
S68/14	Center rear seat belt buckle switch	30L
S68/14x1	Center rear seat belt buckle switch electrical connector	25K
S68/14x1	Center rear seat belt buckle switch electrical connector	29K
S68/16	Left third row seat belt buckle switch	34L
S68/17	Right third row seat belt buckle switch	35L
S68/5	Left rear seat belt buckle switch	28L
S68/5	Left rear seat belt buckle switch	24L
S68/5x1	Left rear seat belt buckle switch electrical connector	23K
S68/5x1	Left rear seat belt buckle switch electrical connector	28K
S68/6	Right rear seat belt buckle switch	26L
S68/6	Right rear seat belt buckle switch	32L
S68/6x1	Right rear seat belt buckle switch electrical connector	26K
S68/6x1	Right rear seat belt buckle switch electrical connector	31K
S88/8	Tailgate external operation switch	18L
U108	Valid for rear seat belt buckles	23F
U108	Valid for rear seat belt buckles	27F
U154	Valid for 166.0	23F
U154	Valid for 166.0	61A
U154	Valid for 166.0	20F
U154	Valid for 166.0	76A

**Document number:** pe54.21-p-2110-97naa

**Document title:** Wiring diagram rear control unit

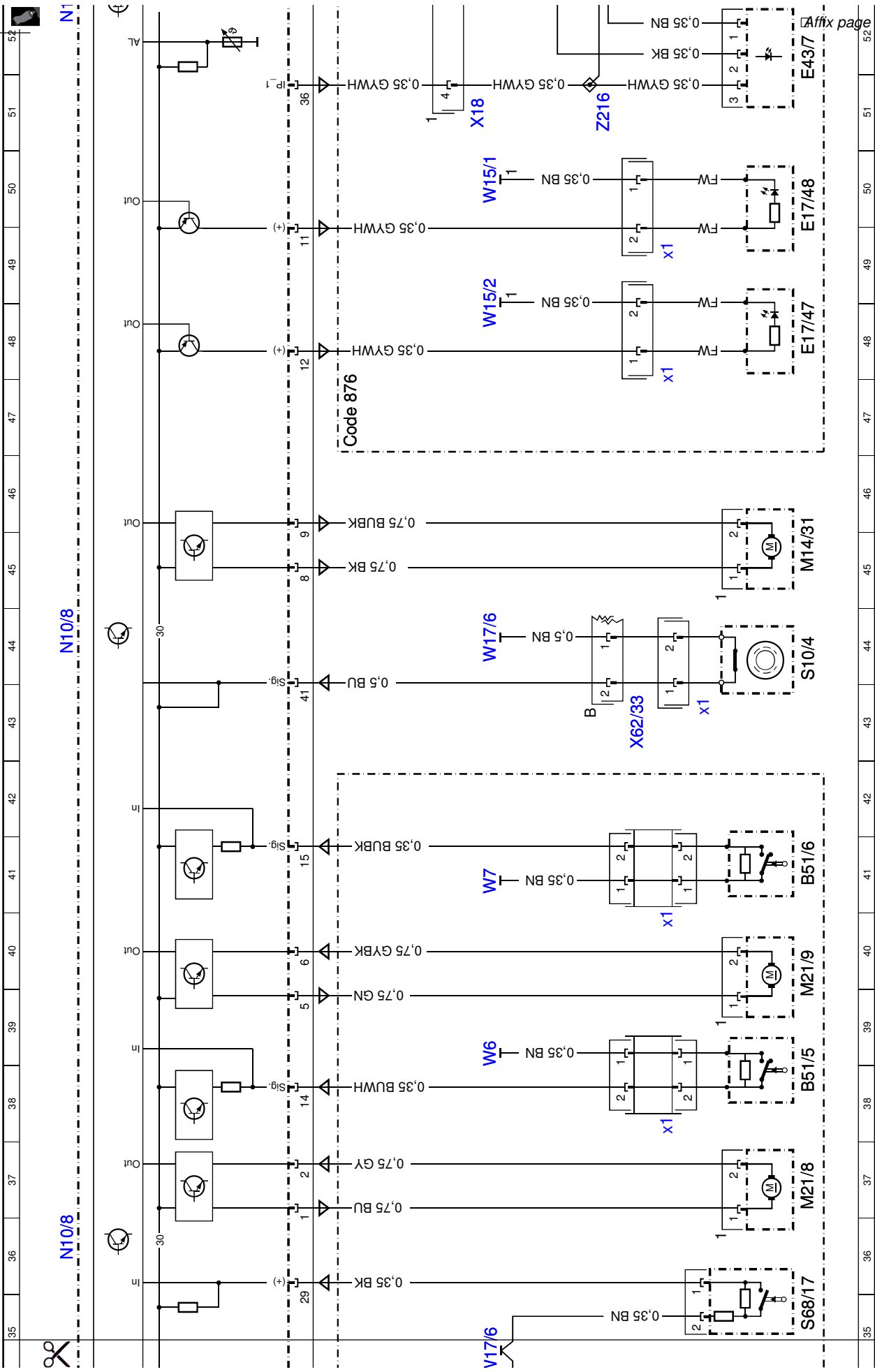
**Code:**                    **Designation:**                    **Position:**

U155	Valid for 166.8	27F
U155	Valid for 166.8	33E
U155	Valid for 166.8	69A
U155	Valid for 166.8	76A
U155	Valid for 166.8	20F
W1/4	Cockpit ground point	55G
W15/1	Right footwell ground point	50G
W15/2	Left footwell ground point	48G
W17	Right rear seat ground point	31F
W17	Right rear seat ground point	2G
W17/1	Left rear seat ground point	29F
W17/6	Rear seat crossmember ground point	25G
W17/6	Rear seat crossmember ground point	35G
W17/6	Rear seat crossmember ground point	44G
W6	Inner left D-pillar ground point	39G
W7	Right rear center section ground point	41G
W8	Liftgate ground point	18G
X18	Vehicle interior and harness for taillamp electrical connector	51G
X30/4	Right potential distributor electrical connector (CAN)	8L
X55/5	Left rear seat adjustment connector block	28G
X55/5	Left rear seat adjustment connector block	62J
X55/5	Left rear seat adjustment connector block	64J
X55/5	Left rear seat adjustment connector block	70G
X55/6	Right rear seat adjustment connector block	31G
X55/6	Right rear seat adjustment connector block	65J
X55/6	Right rear seat adjustment connector block	67J
X55/6	Right rear seat adjustment connector block	73G
X62/33	Rear axle electrical connector, right distributor	43J
Z216	Multi-color ambiance illumination connector sleeve	51H
Z232	Ambiance illumination connector sleeve	53H
Z50/3	Circuit 31 instrument panel connector sleeve	55J
Z61/12	Left circuit 31 2nd seat row connector sleeve	29H
Z61/13	Right circuit 31 2nd seat row connector sleeve	31H
Z61/22	Left 2nd seat row seat heater ground line connector sleeve	71J
Z61/23	Right 2nd seat row seat heater ground line connector sleeve	75J



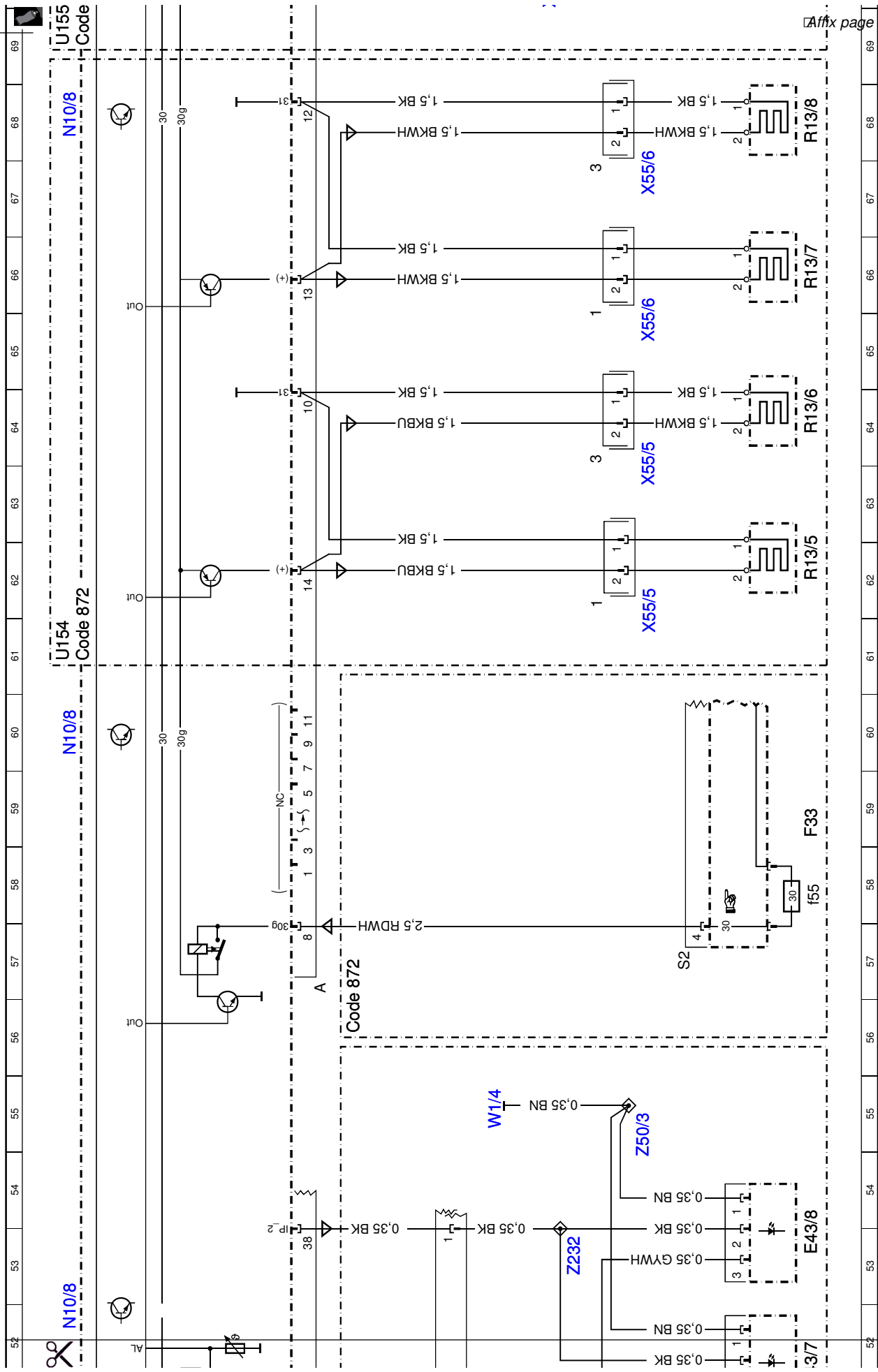
fix page 2 here





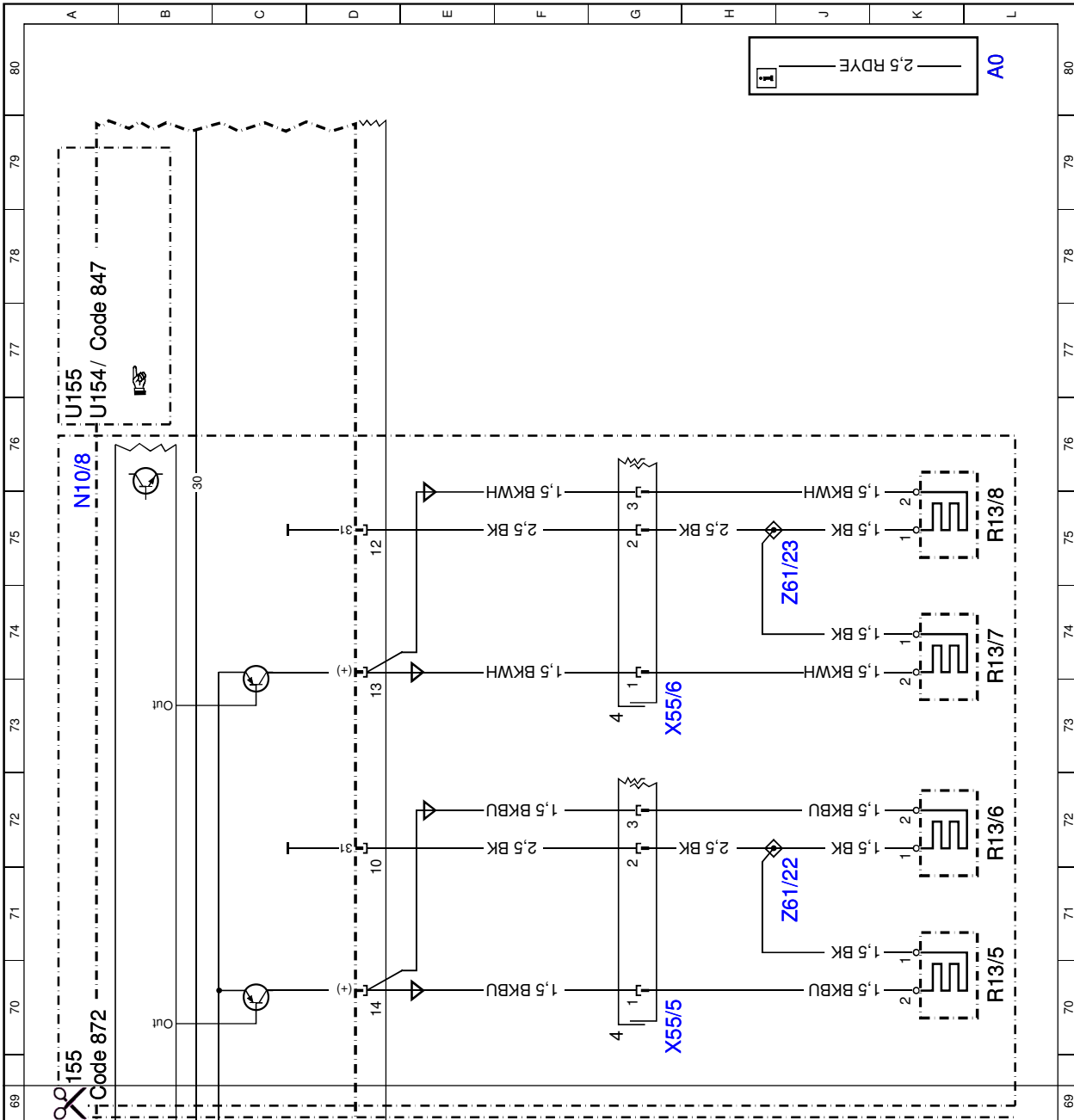
Affix page 4 here

Cut here



Affix page 5 here

Cut here



Cut here