

Document number: pe72.29-p-2101-97naa

Document title: Wiring diagram for left front door control unit (DCU)

Code: **Designation:** **Position:**

A0	Color code key	80L
A26/1	Driver door infrared remote control receiver	31L
A85	Left front door lock	23L
A85	Left front door lock	27L
A85	Left front door lock	29L
A85	Left front door lock	35L
A85m1	Left front door central locking motor	22L
A85m1	Left front door central locking motor	27L
A85m1	Left front door central locking motor	34L
A85m4	Left front door additional door lock actuator motor	24L
A85m4	Left front door additional door lock actuator motor	29L
A85s1	Left front door pre-locking position microswitch	21L
A85s1	Left front door pre-locking position microswitch	26L
CAN B	Interior CAN	7K
Code 234	Blind spot assist	67D
Code 249	Automatically dimming inside rearview and outside mirrors including folding outside mirrors	65D
Code 275	Front passenger seat memory package / electrically adjustable driver seat	60D
Code 500	Left and right folding outside mirrors	63D
Code 876	Interior lights package	16D
Code 883	Power closing for doors and trunk lid	33A
Code 883	Power closing for doors and trunk lid	28A
E17/11	Left front door door handle illumination	14L
E17/3	Left front door exit and warning lamp	15L
E17/43	Left front door ambient illumination	17L
E6/5	Left outside mirror turn signal lamp	56L
F32/4	Interior prefuse box	3L
F32/4f253	Fuse 253	2L
M10/3	Left front door power window motor	42L
M14/21	Left front door power closing actuator motor	39L
M21/1	Left outside mirror	59L
M21/1e1	Left outside mirror ambient lamp	72L
M21/1e1x1	Ambient lamp electrical connector, left outside mirror	71H
M21/1e2	Left Blind Spot Assist readiness and warning indicator	70L
M21/1e2x1	Blind Spot Assist warning lamp/left mirror dimming electrical connector	68H
M21/1h1	Automatic dimming mirror	66L
M21/1h1x1	Mirror dimming electrical connector	66H
M21/1m1	Vertical inclination adjustment actuator motor	59K
M21/1m2	Horizontal inclination adjustment actuator motor	59K
M21/1m3	Outside mirror fold-in/fold-out electric motor	64L

Document number: pe72.29-p-2101-97naa

Document title: Wiring diagram for left front door control unit (DCU)

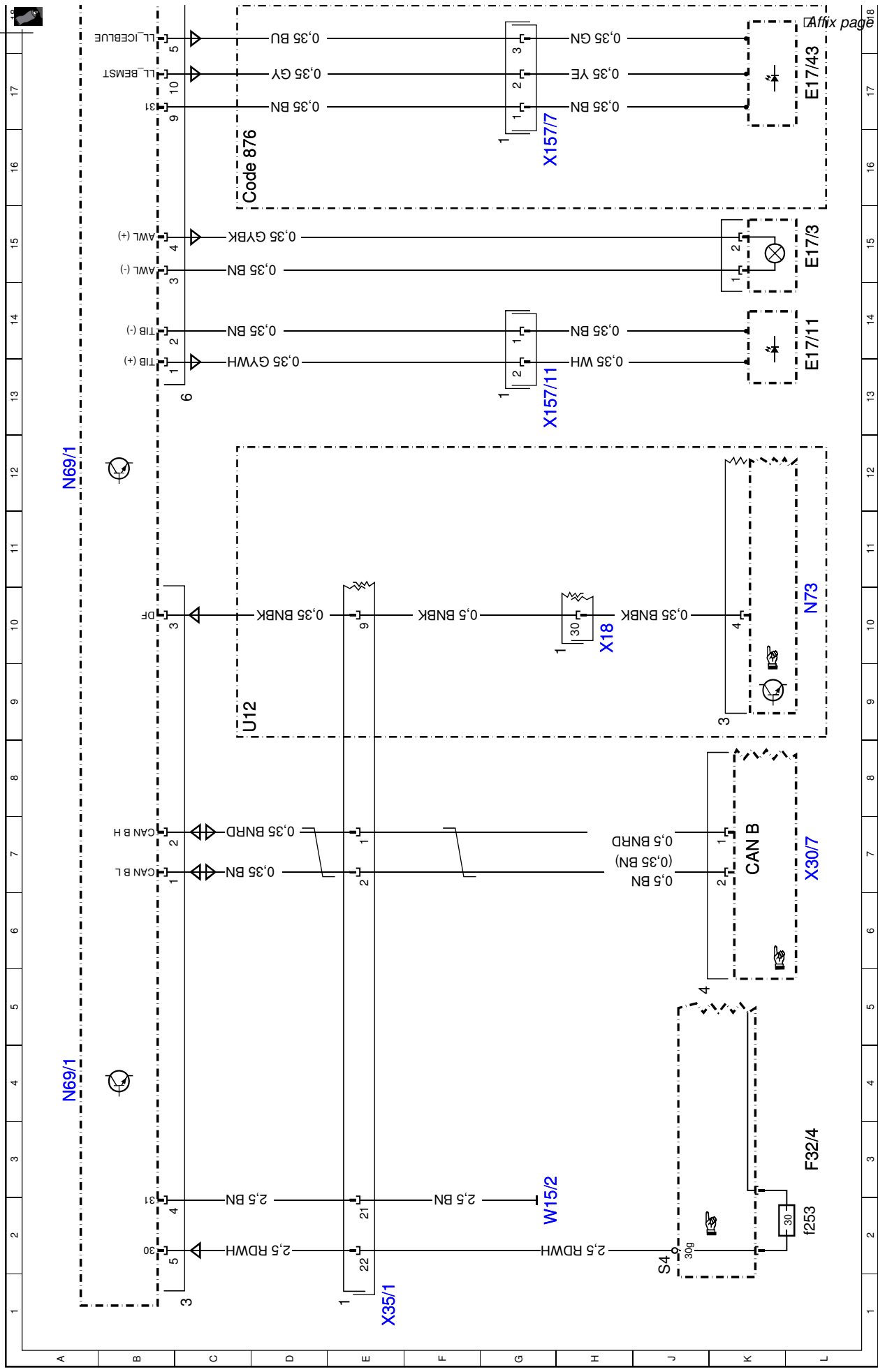
Code: Designation: Position:

M21/1r1	Mirror heater	57L
M21/1r2	Vertical inclination adjustment potentiometer	61K
M21/1r3	Horizontal inclination adjustment potentiometer	61K
N69/1	Left front door control unit	4A
N69/1	Left front door control unit	12A
N69/1	Left front door control unit	20A
N69/1	Left front door control unit	27A
N69/1	Left front door control unit	37A
N69/1	Left front door control unit	44A
N69/1	Left front door control unit	52A
N69/1	Left front door control unit	60A
N69/1	Left front door control unit	68A
N69/1	Left front door control unit	76A
N73	Electronic ignition switch control unit	10L
S15/3	Driver trunk lid/liftgate control button	54L
S20	Driver-side power window and outside mirror adjustment switch group	48L
S20s1	Left front power window switch	44L
S20s10	Left outside mirror adjustment switch	50L
S20s11	Right outside mirror adjustment switch	51L
S20s12	Outside mirror adjustment switch	48L
S20s2	Right front power window switch	45L
S20s3	Left rear power window switch	47L
S20s4	Right rear power window switch	47L
S20s5	Rear side window child safety lock switch	46L
S20s9	Outside mirror fold-in/fold-out switch	50L
S21/5	Vent window switch	75L
S22	Left front seat adjustment switch group	19L
S85/5	Left front door central locking interior switch	52L
U1062	Not valid for power closing for doors and trunk lid	21A
U1062	Not valid for power closing for doors and trunk lid	25A
U12	Valid for left-hand drive vehicles	9D
U12	Valid for left-hand drive vehicles	30A
U12	Valid for left-hand drive vehicles	65D
U144	Valid for outside mirror fold-in/out function	49J
U155	Valid for 166.8	73D
U921	Not valid for England	25A
U928	Valid for England	21A
U928	Valid for England	28B
W15/2	Left footwell ground point	2H

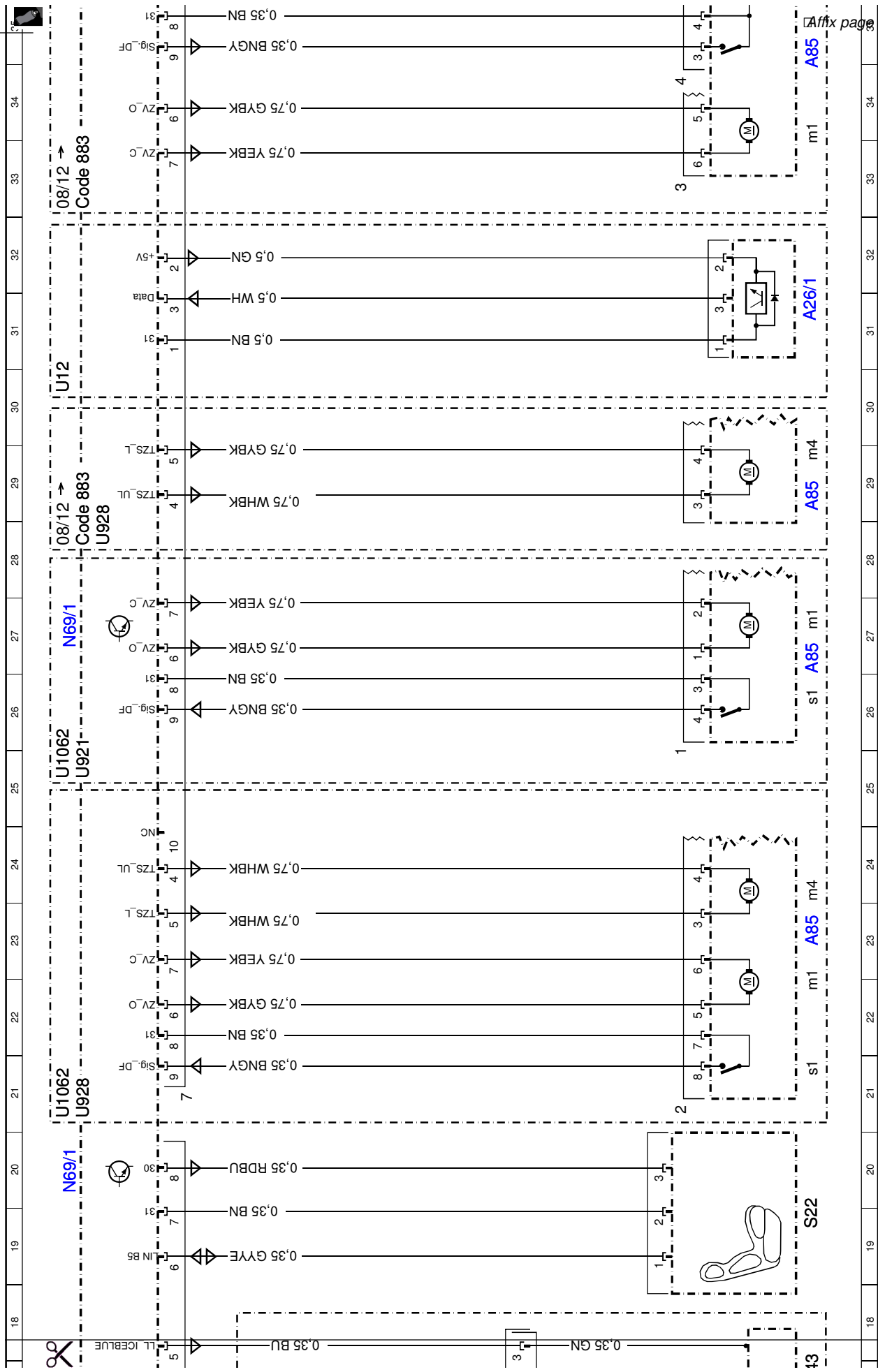
Document number: pe72.29-p-2101-97naa

Document title: Wiring diagram for left front door control unit (DCU)

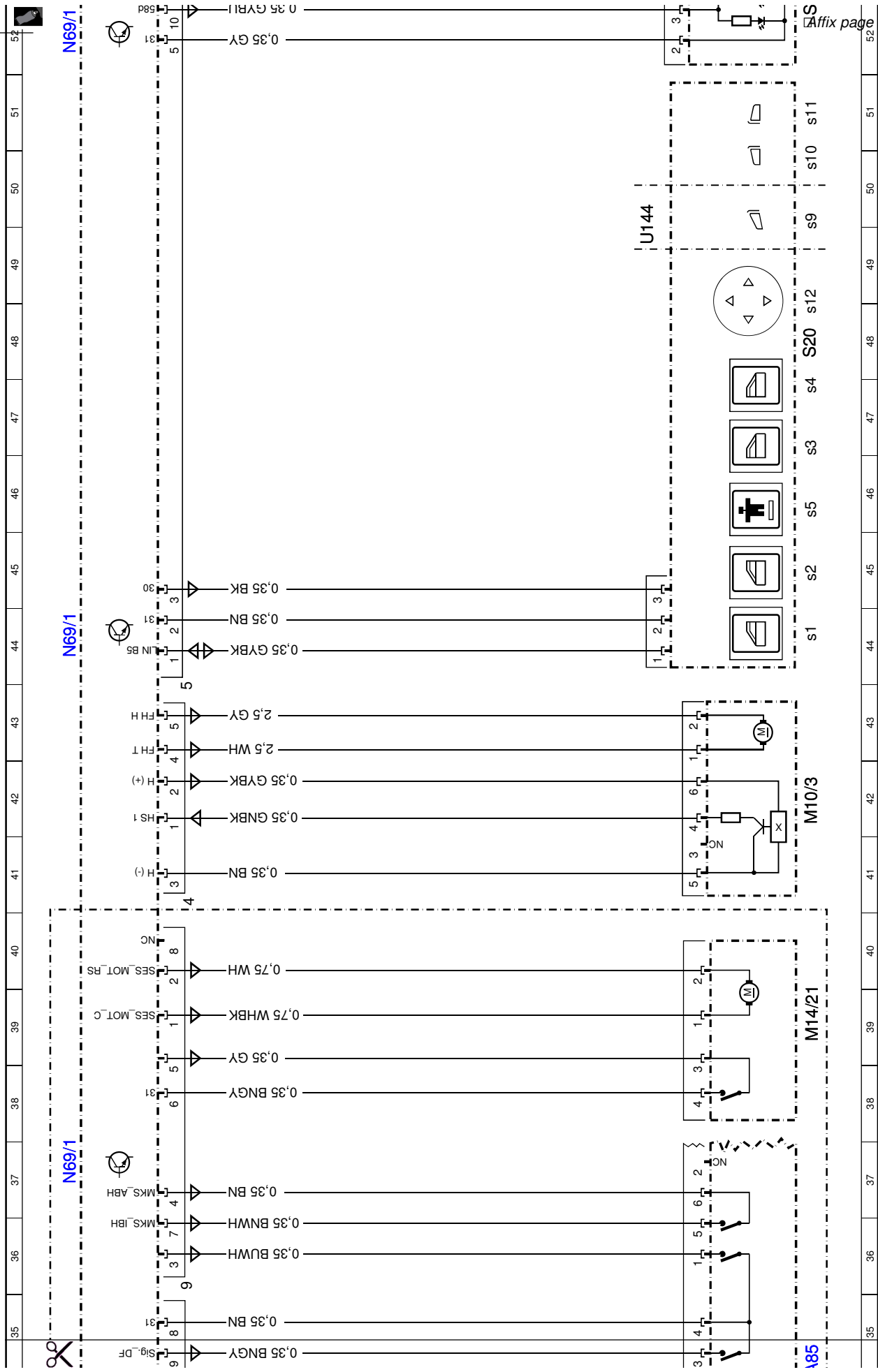
Code:	Designation:	Position:
X157/11	Left front door handle illumination electrical connector	13G
X157/7	Left front door ambient illumination electrical connector	16G
X18	Vehicle interior and harness for taillamp electrical connector	10H
X30/7	Left potential distributor electrical connector (CAN)	7L
X35/1	Left front door electrical connector	1E



Affix page 2 here

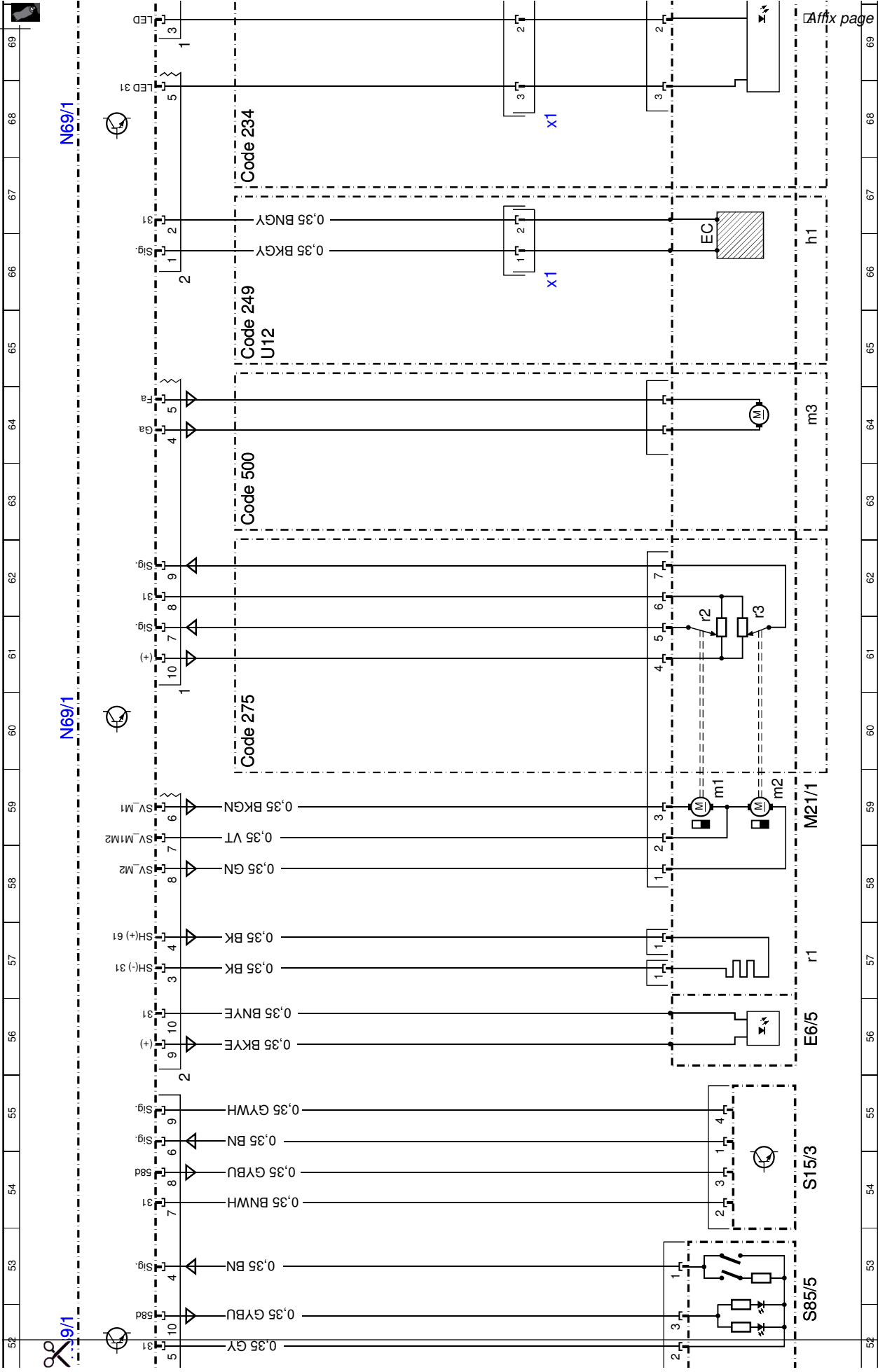


Cut here



Affix page 4 here

Cut here



Cut here

Affix page 5 here

