


Model 166 with engine 276
Model 166 with engine 642
Model 166 with engine 651
Model 166, 292 with engine 157
Model 166, 292 with engine 278

Modification notes

26.09.2018	Bolt/nut, rear engine mount to rear engine crossmember	Model 166 with engine 157	BA22.10-P-1004-03G
26.09.2018	Bolt/nut, rear engine mount to rear engine crossmember	Model 166 with engine 276, 642, 651	BA22.10-P-1004-03G
26.09.2018	Bolt/nut, rear engine mount to rear engine crossmember	Model 166 with engine 278	BA22.10-P-1004-03G



P22.10-2380-08

Shown on model 166


1 Rear engine crossmember
1s Bolts
2 Diagonal strut

2s Bolts
3 Cross strut
3s Bolts

4s Nuts


Shown: engine crossmember made out of aluminum on model 166

1 Rear engine crossmember
1s Bolts
4s Nuts



Shown on model 166

5 Rear engine mount
5s Bolts



P22.10-2381-11

	Risk of death caused by vehicle slipping or toppling off of the lifting platform.	Align vehicle between vehicle lift columns and position the four support plates at the vehicle lift support points specified by the vehicle manufacturer.	AS00.00-Z-0010-01A
	Notes on bolted connections with self tapping screws		AH00.00-P-0007-01SF
	Notes on self-locking nuts and bolts		AH00.00-N-0001-01A
	Remove/install		
1	Secure vehicle on vehicle lift		AR00.60-P-0100GZ
2	Remove rear part of underfloor paneling		AR61.30-P-1001GQ
3	Remove screw/bolts (2) and remove diagonal strut (2)	<p> Model 166 with engine 157, 278 Model 166 with engine 276, 642, 651 Model 292 with engine 157 Model 292 with engine 278Bolt, diagonal strut to rear engine crossmember</p> <p> Model 166 with engine 157, 278 Model 166 with engine 276, 642, 651 Model 292 with engine 157 Model 292 with engine 278Bolt, diagonal strut to body</p>	<p>*BA22.10-P-1007-03G</p> <p>*BA22.10-P-1009-03G</p>
4	Remove screw/bolts (3s) and cross strut (3)	<p> Model 166 with engine 157, 278 Model 166 with engine 276, 642, 651 Model 292 with engine 157 Model 292 with engine 278Bolt, cross strut to rear engine crossmember</p> <p> Model 166 with engine 157, 278 Model 166 with engine 276, 642, 651 Model 292 with engine 157 Model 292 with engine 278Bolt, cross strut to body</p>	<p>*BA22.10-P-1006-03G</p> <p>*BA22.10-P-1008-03G</p>
5	Unscrew nuts (4s) on rear engine mount (5)	Model 166 with engine 157, 278 Model 166 with engine 276, 642, 651 Model 292 with engine 157 Model 292 with engine 278Bolt/nut, rear engine mount to rear engine crossmember	*BA22.10-P-1004-03G
6	Support transmission using an assembly unit mount and mounting plate 000 588 10 62 00 Support plate 000 588 11 62 00 Major assembly mount		<p>WS26.00-P-3309B</p> <p>WS01.00-P-0092B</p>
7	Remove screw/bolts (1) and remove rear engine crossmember (1)	Model 166 with engine 157, 278 Model 166 with engine 276, 642, 651 Model 292 with engine 157 Model 292 with engine 278Bolt, rear engine crossmember to body	*BA22.10-P-1005-03G
8	Remove screw/bolts (5s) on rear engine mount (5) and remove engine mount (5)	Model 166 with engine 157 Model 166 with engine 276, 642, 651 Model 166 with engine 278 Model 292 with engine 157 Model 292 with engine 278Screw/bolt, rear engine mount to transmission	*BA22.10-P-1003-03G
9	Install in the reverse order		

Nm Engine mount, engine support (engine side)

Number	Designation			Model 166 with engine 157	Model 166 with engine 276, 642, 651
BA22.10-P-1003-03G	Screw/bolt, rear engine mount to transmission	Stage 1	Nm	10	20
		Stage 2	Nm	20	-

Nm Engine mount, engine support (engine side)

Number	Designation			Model 166 with engine 278	Model 292 with engine 157
BA22.10-P-1003-03G	Screw/bolt, rear engine mount to transmission	Stage 1	Nm	20	10
		Stage 2	Nm	-	20

Nm Engine mount, engine support (engine side)

Number	Designation			Model 292 with engine 278
BA22.10-P-1003-03G	Screw/bolt, rear engine mount to transmission	Stage 1	Nm	20
		Stage 2	Nm	-

Nm Engine mount, engine support (engine side)

Number	Designation			Model 166 with engine 157	Model 166 with engine 276, 642, 651
BA22.10-P-1004-03G	Bolt/nut, rear engine mount to rear engine crossmember		Nm	50	50

Nm Engine mount, engine support (engine side)

Number	Designation			Model 166 with engine 278	Model 292 with engine 157
BA22.10-P-1004-03G	Bolt/nut, rear engine mount to rear engine crossmember		Nm	50	58

Nm Engine mount, engine support (engine side)

Number	Designation			Model 292 with engine 278
BA22.10-P-1004-03G	Bolt/nut, rear engine mount to rear engine crossmember		Nm	58

Nm Engine mount, engine support (engine side)

Number	Designation			Model 166 with engine 157	Model 166 with engine 276, 642, 651
BA22.10-P-1005-03G	Bolt, rear engine crossmember to body		Nm	55	55

Nm Engine mount, engine support (engine side)

Number	Designation			Model 166 with engine 278	Model 292 with engine 157
BA22.10-P-1005-03G	Bolt, rear engine crossmember to body		Nm	55	55

Nm Engine mount, engine support (engine side)

Number	Designation		Model 292 with engine 278
BA22.10-P-1005-03G	Bolt, rear engine crossmember to body	Nm	55

Nm Engine mount, engine support (engine side)

Number	Designation		Model 166 with engine 157	Model 166 with engine 276, 642, 651
BA22.10-P-1006-03G	Bolt, cross strut to rear engine crossmember	Nm	55	55

Nm Engine mount, engine support (engine side)

Number	Designation		Model 166 with engine 278	Model 292 with engine 157
BA22.10-P-1006-03G	Bolt, cross strut to rear engine crossmember	Nm	55	55

Nm Engine mount, engine support (engine side)

Number	Designation		Model 292 with engine 278
BA22.10-P-1006-03G	Bolt, cross strut to rear engine crossmember	Nm	55

Nm Engine mount, engine support (engine side)

Number	Designation		Model 166 with engine 157	Model 166 with engine 276, 642, 651
BA22.10-P-1007-03G	Bolt, diagonal strut to rear engine crossmember	Nm	45	45

Nm Engine mount, engine support (engine side)

Number	Designation		Model 166 with engine 278	Model 292 with engine 157
BA22.10-P-1007-03G	Bolt, diagonal strut to rear engine crossmember	Nm	45	45

Nm Engine mount, engine support (engine side)

Number	Designation		Model 292 with engine 278
BA22.10-P-1007-03G	Bolt, diagonal strut to rear engine crossmember	Nm	45

Nm Engine mount, engine support (engine side)

Number	Designation		Model 166 with engine 157	Model 166 with engine 276, 642, 651
BA22.10-P-1008-03G	Bolt, cross strut to body	Nm	45	45

Nm Engine mount, engine support (engine side)

Number	Designation		Model 166 with engine 278	Model 292 with engine 157
BA22.10-P-1008-03G	Bolt, cross strut to body	Nm	45	45

Nm Engine mount, engine support (engine side)

Number	Designation		Model 292 with engine 278
BA22.10-P-1008-03G	Bolt, cross strut to body	Nm	45

Nm Engine mount, engine support (engine side)

Number	Designation		Model 166 with engine 157	Model 166 with engine 276, 642, 651
BA22.10-P-1009-03G	Bolt, diagonal strut to body	Nm	45	45

Nm Engine mount, engine support (engine side)

Number	Designation		Model 166 with engine 278	Model 292 with engine 157
BA22.10-P-1009-03G	Bolt, diagonal strut to body	Nm	45	45

Nm Engine mount, engine support (engine side)

Number	Designation		Model 292 with engine 278
BA22.10-P-1009-03G	Bolt, diagonal strut to body	Nm	45