

I. EZL resistance trimming plug

Two different types of resistance trimming plugs are fitted:

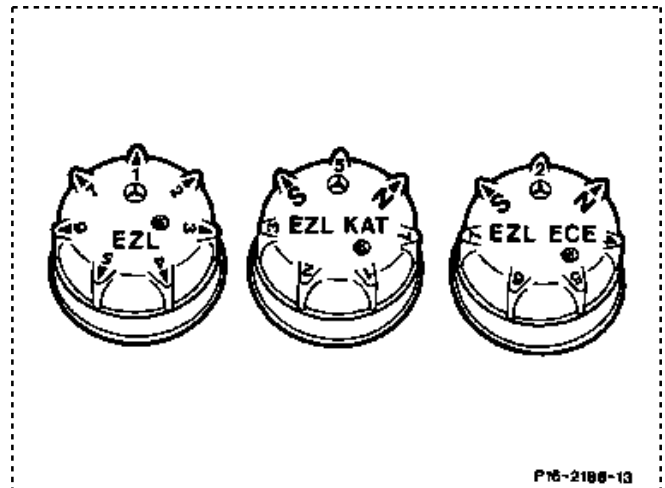
- a) Variable resistance trimming plug (R16).
- b) Reference resistor (R16/1) with fixed resistance

(AUS), (J), (USA).

EZL resistance trimming plug (R16)

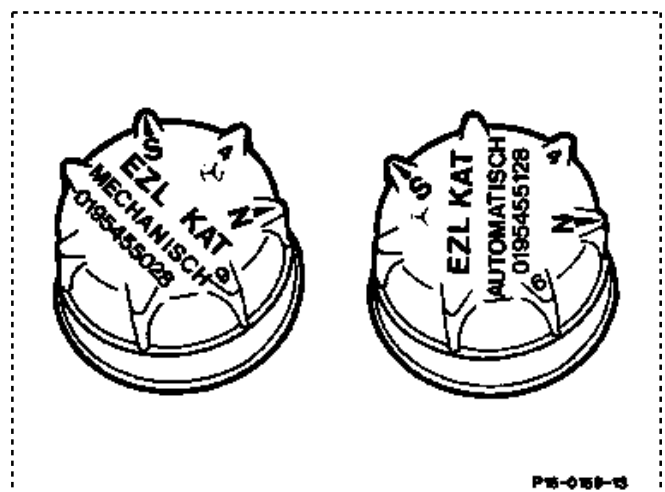
The ignition timing points of certain ignition characteristic curves can be adjusted with the EZL resistance trimming plug, depending on the operating mode. This enables the ignition timing point to be adapted to the available fuel (premium "S" and regular "N").

This setting to premium or regular grade fuel can also be performed by the customer (refer to Owner's Manual).



On engines 102.96/98 KAT as of 09/89 an ignition map each for automatic and manual transmission is stored in the EZL ignition control unit.

The ignition maps are activated by special resistance trimming plugs (R16).



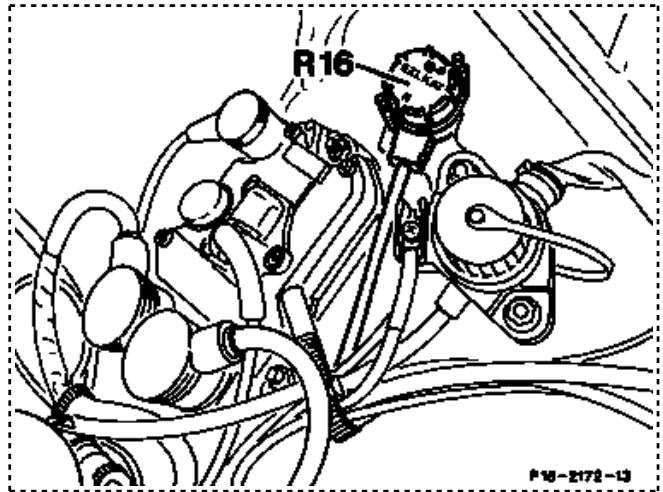
Note

Optimal engine output and fuel consumption values are obtained when the engine is operated with premium fuel.

Vehicles with the "EZL" resistance trimming plug must only be operated with leaded/unleaded premium fuel.

Models 107, 201

R16 EZL resistance trimming plug



Resistance trimming plug position "7"

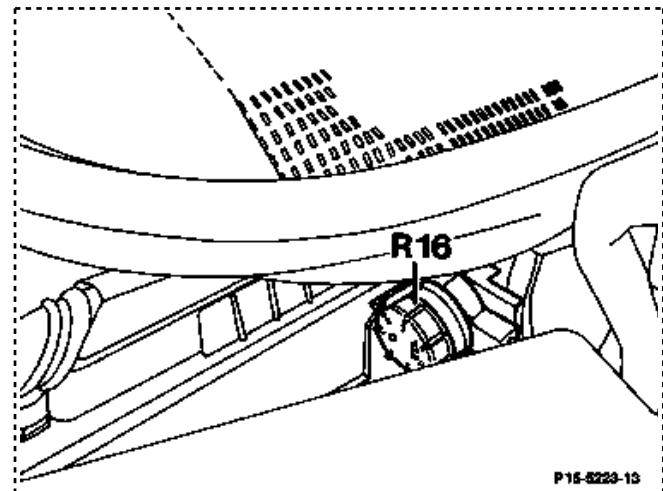
On engines 102.983/99 with automatic transmission, resistance trimming plug position "7" is assigned to the transmission overload protection signal.

On engine 117.968 it is assigned to the maximum speed limiting signal.

This position must therefore **not** be used.

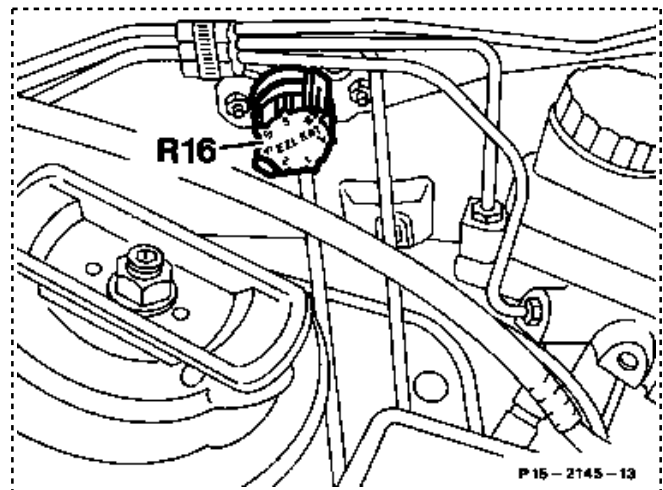
Model 201.034

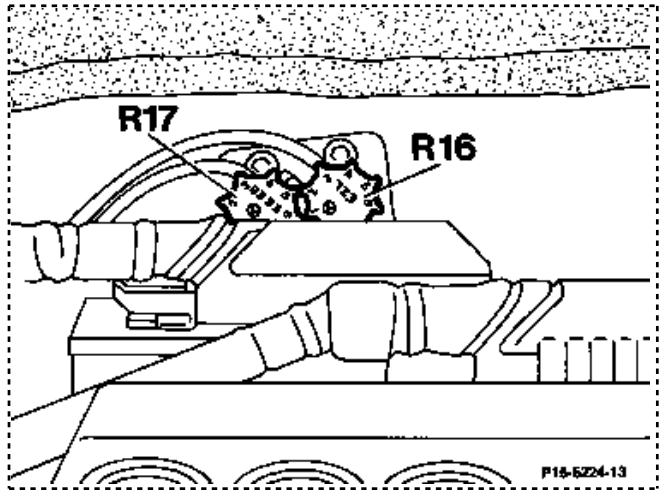
R16 EZL resistance trimming plug



Model 124

R16 EZL resistance trimming plug

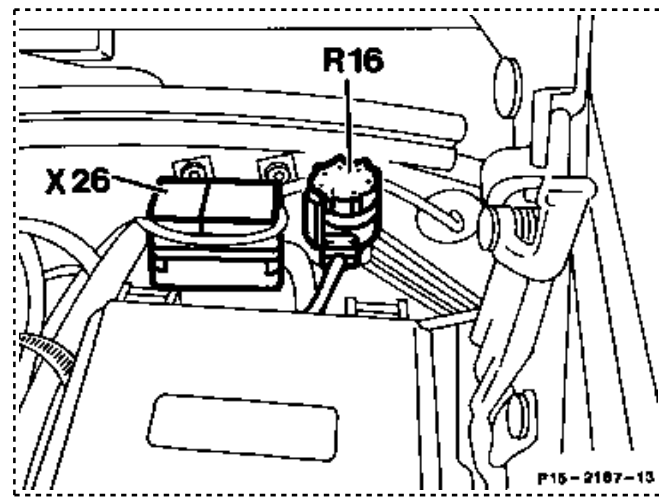




Model 124.030 with engine 103.980

R16 EZL resistance trimming plug

The resistance network of all the EZL resistance trimming plugs is identical. The resistance trimming plugs differ only in terms of the inscription.



Model 126

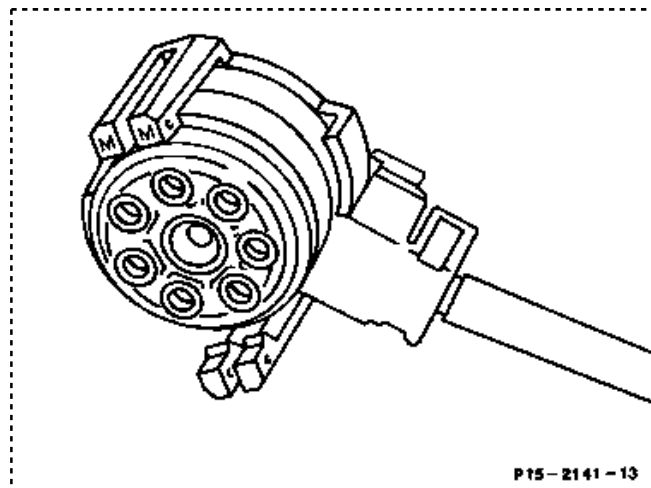
R16 EZL resistance trimming plug

The following resistances are assigned to the respective plug positions by means of the inscription:

Resistances of resistance trimming plug (R16)

Position	Resistance	EZL resistance trimming plug					
		"EZL-ECE"	"EZL-KAT"	"EZL" only engines 102.983 Std. 103.980 Std. 117.968 Std. (220 kW)	"EZ-ECE-S" only engine 102.983 RÜF	"EZL-KAT MECHANISCH"	"EZL-KAT AUTOMATIS CH"
A	$\infty \Omega$	S	1	1	1	-	-
B	2.4 k Ω	2	2	2	S	-	S
C	1.3 k Ω	N	3	3	N	S	-
D	750 Ω	4	S	4	4	4	4
E	470 Ω	5	5	5	5	N	N
F	220 Ω	6	N	6	6	6	6
G	0 Ω	7	7	7	7	-	-

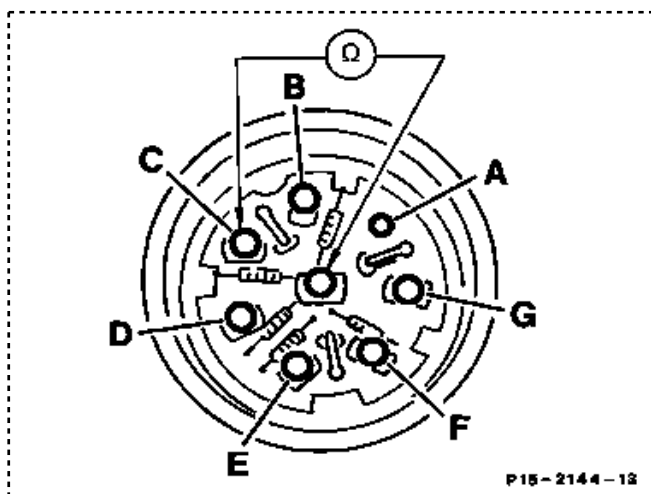
No resistances are positioned in the bottom part of the plug. The respective resistance of the plug is tapped between the middle contact and the outer contact with which a contact is made.



P15-2141-13

The various resistors are located in the plug between the outer and inner pins.

The EZL ignition control unit detects the resistance connected between resistance trimming plug and ground. Perform resistance measurements for testing the resistance trimming plug at the ignition control unit between sensor connector (contact 3) and ground.



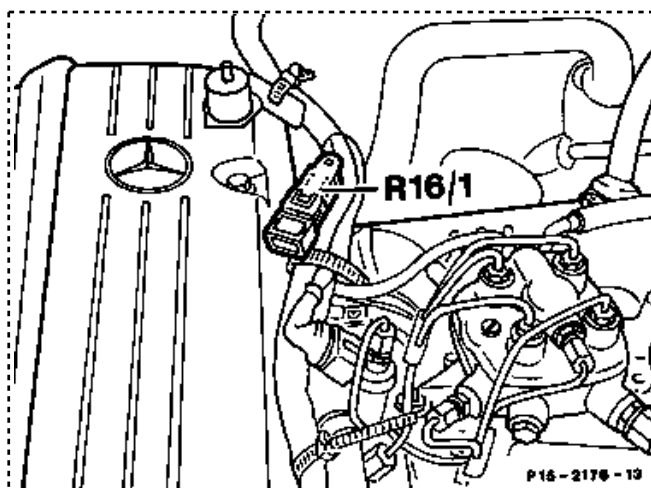
P15-2144-13

Note

No pin is fitted in position A.

EZL reference resistor (R16/1)

The EZL reference resistor (R16/1) has a fixed resistance. A certain ignition map in the EZL ignition control unit is activated with the EZL reference resistor (R16/1). The fixed resistances differ according to the Part No. as follows:

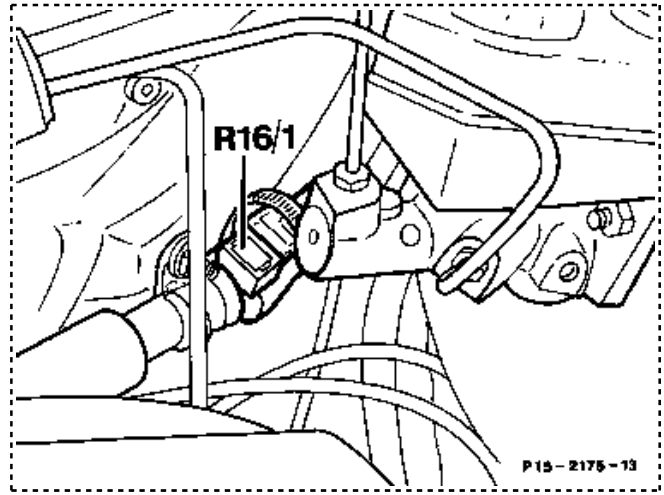


P15-2176-13

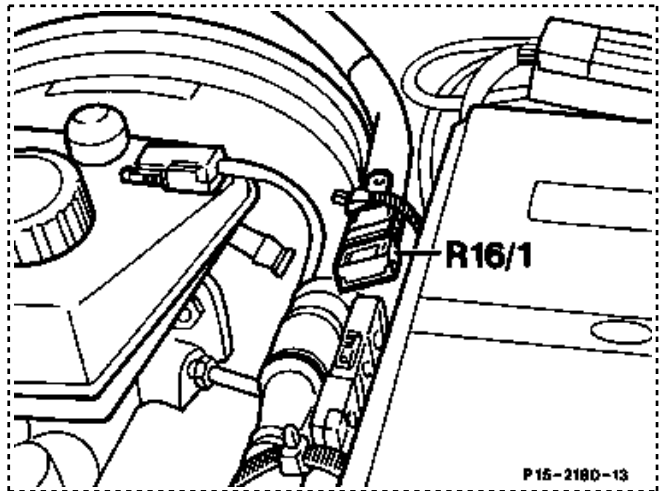
Model 201

Part No.	Resistance
000 540 22 81	220 Ω
000 540 23 81	470 Ω
000 540 24 81	750 Ω
000 540 25 81	1300 Ω
000 540 26 81	2400 Ω

Model 124



Model 126



Resistance measurement for testing the reference resistor (R16/1) at the EZL ignition control unit between sensor connector (contact 3) and ground.

